

产品名称: CD45 Mouse Monoclonal Antibody

产品货号: AMM03708

产品概述 (Summary)

描述(Description)	Mouse monoclonal Antibody
宿主(Host)	Mouse
应用(Application)	WB,IHC
种属反应(Reactivity)	Human,Mouse
偶联物(Conjugation)	Unconjugated
修饰(Modification)	Unmodified
同种型(Isotype)	IgG1
克隆(Clonality)	Monoclonal
剂型(Form)	Liquid
保存条件(Storage)	Store at 4°C short term. Aliquot and store at -20°C long term. Avoid freeze/thaw cycles.
储存溶液(Buffer)	Liquid in PBS containing 50% glycerol, 0.5% protective protein and 0.02% sodium azide, pH 7.3.
纯化 (Purification)	Affinity Purification

产品应用(Application)

稀释比(Dilution Ratio)	WB 1:500-1:1000,IHC 1:50-1:100
分子量(Molecular Weight)	Calculated MW: 147 kDa; Observed MW: 180-240kDa

抗原信息(Antigen Information)

基因名(Gene Name)	PTPRC
别名(Alternative Names)	PTPRC; CD45; Receptor-type tyrosine-protein phosphatase C; Leukocyte common antigen; L-CA; T200; CD antigen CD45
基因 ID(Gene ID)	5788
SwissProt ID	P08575
免疫原(Immunogen)	A synthetic peptide of human CD45

研究背景 (Background)

The protein encoded by this gene is a member of the protein tyrosine phosphatase (PTP) family. PTPs are known to be signaling molecules that regulate a variety of cellular processes including cell growth, differentiation, mitosis, and oncogenic

transformation. This PTP contains an extracellular domain, a single transmembrane segment and two tandem intracytoplasmic catalytic domains, and thus is classified as a receptor type PTP. This PTP has been shown to be an essential regulator of T- and B-cell antigen receptor signaling. It functions through either direct interaction with components of the antigen receptor complexes, or by activating various Src family kinases required for the antigen receptor signaling. This PTP also suppresses JAK kinases, and thus functions as a regulator of cytokine receptor signaling. Alternatively spliced transcripts variants of this gene, which encode distinct isoforms, have been reported.

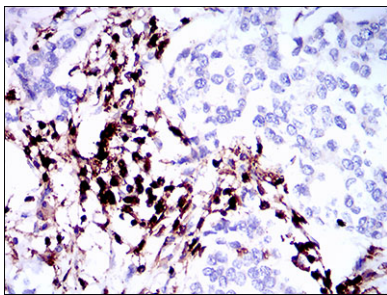
研究领域 (Research Area)

Immunology

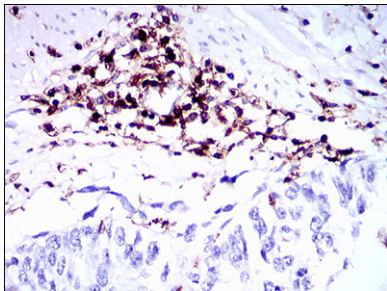
注意事项 (Note)

For research use only.

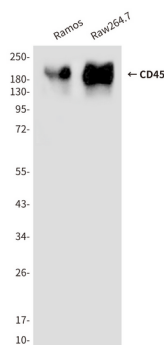
图片 (Image Data)



Immunohistochemistry analysis of paraffin-embedded breast cancer tissues using PTPRC antibody with DAB staining. High-pressure and temperature Sodium Citrate pH 6.0 was used for antigen retrieval.



Immunohistochemistry analysis of paraffin-embedded esophageal cancer tissues using PTPRC antibody with DAB staining. High-pressure and temperature Sodium Citrate pH 6.0 was used for antigen retrieval.



Western blot analysis of PTPRC antibody in Ramos, Raw264.7 lysates using PTPRC antibody.

EnkiLife 优势产品推荐

产品类别	产品货号	产品名称
WB 解决方案	RA10020	2h 极速 WB 即用型全流程试剂盒
	RA10021	4h 快速 WB 即用型全流程试剂盒
	RA10042	5h 畅享版 WB 全流程试剂盒
	RA10037	校准级彩色预染蛋白 Marker (8-180kDa)
	RA10038	校准级彩色预染蛋白 Marker (10-250kDa)
	RA10039	校准级高分子彩色预染蛋白 Marker (25-400kDa)
TSA 多重荧光染色试剂盒	RA10008	TSA 双标三色多重荧光染色试剂盒 (mIHC)
	RA10009	TSA 三标四色多重荧光染色试剂盒 (mIHC)
	RA10010	TSA 四标五色多重荧光染色试剂盒 (mIHC)
	RA10011	TSA 五标六色多重荧光染色试剂盒 (mIHC)
	RA10012	TSA 六标七色多重荧光染色试剂盒 (mIHC)
IHC 检测试剂盒	RA10006	HRP Anti-Mouse/Rabbit IHC Detection System
	RA10007	Polymer-HRP Anti-Mouse/Rabbit IHC Detection System
抗体标记试剂盒	RE80004p	辣根过氧化物酶(HRP)抗体标记试剂盒
	RE80002q	Sulfo-NHS-生物素标记试剂盒
	RE80007p	Cy3 荧光素标记试剂盒
	RE80011p	Fluor488 荧光素标记试剂盒
	RE80017p	Fluor750 荧光素标记试剂盒
	RE80005p	藻红蛋白(R-PE) 抗体快速标记试剂盒
	RE80040	PE-Cy7 串联染料抗体快速标记试剂盒
稳转细胞系构建服务 (免费赠送全膜 WB 验证)	TS-0001	过表达稳转细胞系构建
	TS-0002	敲低稳转细胞系构建
	TS-0003	敲除细胞系构建

限于篇幅，更多产品详见官网：<https://www.enkilife.cn>