

产品名称: OX40L Rabbit Polyclonal Antibody

产品货号: APRab00503

产品概述 (Summary)

描述(Description)	Rabbit polyclonal Antibody
宿主(Host)	Rabbit
应用(Application)	WB,IHC,ELISA
种属反应(Reactivity)	Human
偶联物(Conjugation)	Unconjugated
修饰(Modification)	Unmodified
同种型(Isotype)	IgG
克隆(Clonality)	Polyclonal
剂型(Form)	Liquid
保存条件(Storage)	Store at 4°C short term. Aliquot and store at -20°C long term. Avoid freeze/thaw cycles.
储存溶液(Buffer)	Liquid in PBS containing 50% glycerol, 0.5% protective protein and 0.02% sodium azide, pH 7.3.
纯化 (Purification)	Affinity Purification

产品应用(Application)

稀释比(Dilution Ratio)	WB 1:500-1:1000,IHC 1:50-1:100,ELISA 1:5000-1:20000
分子量(Molecular Weight)	Calculated MW: 21 kDa; Observed MW: 21 kDa

抗原信息(Antigen Information)

基因名(Gene Name)	TNFSF4
别名(Alternative Names)	TNFSF4; TXGP1; Tumor necrosis factor ligand superfamily member 4; Glycoprotein Gp34; OX40 ligand; OX40L; TAX transcriptionally-activated glycoprotein 1; CD antigen CD252
基因 ID(Gene ID)	7292
SwissProt ID	P23510
免疫原(Immunogen)	The antiserum was produced against synthesized peptide derived from the Internal region of human TNFSF4. AA range:31-80

研究背景 (Background)

This gene encodes a cytokine of the tumor necrosis factor (TNF) ligand family. The encoded protein functions in T cell antigen-

presenting cell (APC) interactions and mediates adhesion of activated T cells to endothelial cells. Polymorphisms in this gene have been associated with Sjogren's syndrome and systemic lupus erythematosus. Alternative splicing results in multiple transcript variants

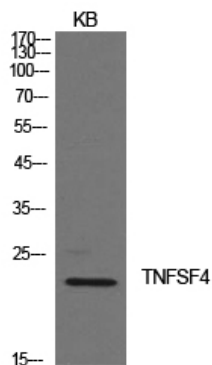
研究领域 (Research Area)

Immunology

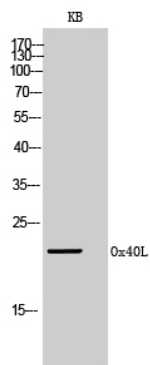
注意事项 (Note)

For research use only.

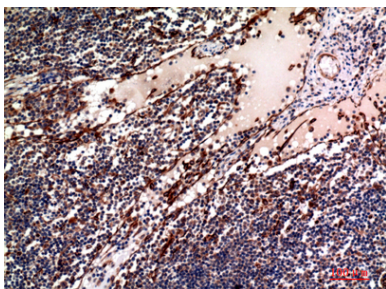
图片 (Image Data)



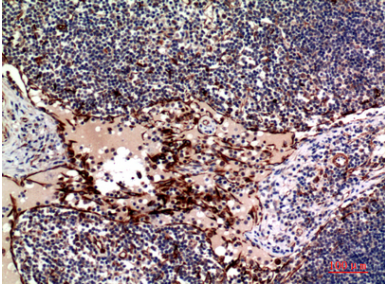
Western blot analysis of OX40L in KB lysates using OX40L antibody.



Western blot analysis of OX40L in KB lysates using Ox40L antibody.



Immunohistochemistry analysis of paraffin-embedded Human lymph using OX40L antibody. High-pressure and temperature Sodium Citrate pH 6.0 was used for antigen retrieval.



Immunohistochemistry analysis of paraffin-embedded Human lymph using OX40L antibody. High-pressure and temperature Sodium Citrate pH 6.0 was used for antigen retrieval.

EnkiLife 优势产品推荐

产品类别	产品货号	产品名称
WB 解决方案	RA10020	2h 极速 WB 即用型全流程试剂盒
	RA10021	4h 快速 WB 即用型全流程试剂盒
	RA10042	5h 畅享版 WB 全流程试剂盒
	RA10037	校准级彩色预染蛋白 Marker (8-180kDa)
	RA10038	校准级彩色预染蛋白 Marker (10-250kDa)
	RA10039	校准级高分子彩色预染蛋白 Marker (25-400kDa)
TSA 多重荧光染色试剂盒	RA10008	TSA 双标三色多重荧光染色试剂盒 (mIHC)
	RA10009	TSA 三标四色多重荧光染色试剂盒 (mIHC)
	RA10010	TSA 四标五色多重荧光染色试剂盒 (mIHC)
	RA10011	TSA 五标六色多重荧光染色试剂盒 (mIHC)
	RA10012	TSA 六标七色多重荧光染色试剂盒 (mIHC)
IHC 检测试剂盒	RA10006	HRP Anti-Mouse/Rabbit IHC Detection System
	RA10007	Polymer-HRP Anti-Mouse/Rabbit IHC Detection System
抗体标记试剂盒	RE80004p	辣根过氧化物酶(HRP)抗体标记试剂盒
	RE80002q	Sulfo-NHS-生物素标记试剂盒
	RE80007p	Cy3 荧光素标记试剂盒
	RE80011p	Fluor488 荧光素标记试剂盒
	RE80017p	Fluor750 荧光素标记试剂盒
	RE80005p	藻红蛋白(R-PE) 抗体快速标记试剂盒
	RE80040	PE-Cy7 串联染料抗体快速标记试剂盒
稳转细胞系构建服务 (免费赠送全膜 WB 验证)	TS-0001	过表达稳转细胞系构建
	TS-0002	敲低稳转细胞系构建
	TS-0003	敲除细胞系构建

限于篇幅, 更多产品详见官网: <https://www.enkilife.cn>