

产品名称: Fatty Acid Synthase Rabbit Polyclonal Antibody

产品货号: APRab10849

产品概述 (Summary)

描述(Description)	Rabbit polyclonal Antibody
宿主(Host)	Rabbit
应用(Application)	WB,IHC,ICC/IF,ELISA
种属反应(Reactivity)	Human
偶联物(Conjugation)	Unconjugated
修饰(Modification)	Unmodified
同种型(Isotype)	IgG
克隆(Clonality)	Polyclonal
剂型(Form)	Liquid
保存条件(Storage)	Store at 4°C short term. Aliquot and store at -20°C long term. Avoid freeze/thaw cycles.
储存溶液(Buffer)	Liquid in PBS containing 50% glycerol, 0.5% protective protein and 0.02% New type preservative N.
纯化 (Purification)	Affinity purification

产品应用(Application)

稀释比(Dilution Ratio)	WB 1:500-1:2000,IHC 1:100-1:300,ICC/IF 1:50-1:200,ELISA 1:5000-1:20000
分子量(Molecular Weight)	273kDa

抗原信息(Antigen Information)

基因名(Gene Name)	FASN
别名(Alternative Names)	FASN; FAS; Fatty acid synthase
基因 ID(Gene ID)	2194.0
SwissProt ID	P49327
免疫原(Immunogen)	The antiserum was produced against synthesized peptide derived from human Fatty Acid Synthase. AA range:1478-1527

研究背景 (Background)

The enzyme encoded by this gene is a multifunctional protein. Its main function is to catalyze the synthesis of palmitate from acetyl-CoA and malonyl-CoA, in the presence of NADPH, into long-chain saturated fatty acids. In some cancer cell lines, this

protein has been found to be fused with estrogen receptor-alpha (ER-alpha), in which the N-terminus of FAS is fused in-frame with the C-terminus of ER-alpha. [provided by RefSeq, Jul 2008],catalytic activity:(3R)-3-hydroxyacyl-[acyl-carrier-protein] + NADP(+) = 3-oxoacyl-[acyl-carrier-protein] + NADPH.,catalytic activity:(3R)-3-hydroxypalmitoyl-[acyl-carrier-protein] = hexadec-2-enoyl-[acyl-carrier-protein] + H(2)O.,catalytic activity:Acetyl-CoA + [acyl-carrier-protein] = CoA + acetyl-[acyl-carrier-protein].,catalytic activity:Acetyl-CoA + n malonyl-CoA + 2n NADPH = a long-chain fatty acid + (n+1) CoA + n CO(2) + 2n NADP(+).,catalytic activity:Acyl-[acyl-carrier-protein] + malonyl-[acyl-carrier-protein] = 3-oxoacyl-[acyl-carrier-protein] + CO(2) + [acyl-carrier-protein].,catalytic activity:Acyl-[acyl-carrier-protein] + NADP(+) = trans-2,3-dehydroacyl-[acyl-carrier-protein] + NADPH.,catalytic activity:Malonyl-CoA + [acyl-carrier-protein] = CoA + malonyl-[acyl-carrier-protein].,catalytic activity:Oleoyl-[acyl-carrier-protein] + H(2)O = [acyl-carrier-protein] + oleate.,function:Fatty acid synthetase catalyzes the formation of long-chain fatty acids from acetyl-CoA, malonyl-CoA and NADPH. This multifunctional protein has 7 catalytic activities and an acyl carrier protein.,miscellaneous:The relatively low beta-ketoacyl synthase activity may be attributable to the low 4'-phosphopantetheine content of the protein.,sequence caution:Several sequencing errors.,similarity:Contains 1 acyl carrier domain.,subcellular location:Identified by mass spectrometry in melanosome fractions from stage I to stage IV.,subunit:Homodimer which is arranged in a head to tail fashion.,tissue specificity:Ubiquitous. Prominent expression in brain, lung, and liver.,

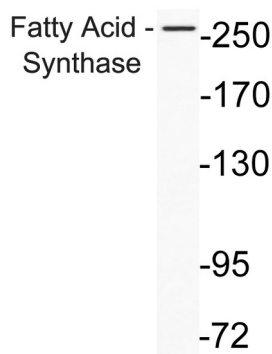
研究领域 (Research Area)

Fatty acid biosynthesis;Insulin_Receptor;

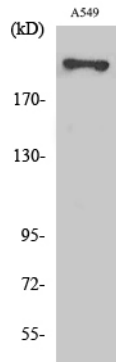
注意事项 (Note)

For research use only.

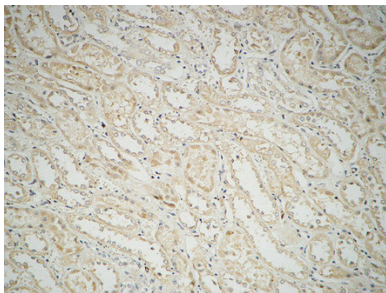
图片 (Image Data)



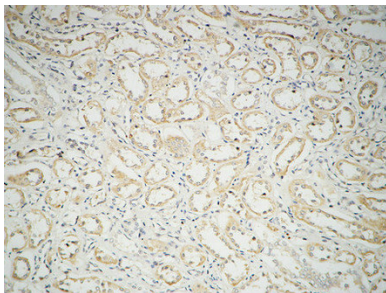
Western blot analysis of lysate from A549 cells., using Fatty Acid Synthase antibody



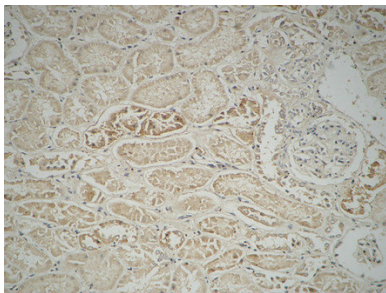
Western Blot analysis of various cells using Fatty Acid Synthase Polyclonal Antibody diluted at 1:1000



Immunohistochemical analysis of paraffin-embedded Human kidney. 1, Antibody was diluted at 1:100 (4°, overnight). 2, High-pressure and temperature EDTA, pH8.0 was used for antigen retrieval. 3, Secondary antibody was diluted at 1:200 (room temperature, 30min).



Immunohistochemical analysis of paraffin-embedded Human kidney. 1, Antibody was diluted at 1:100 (4°, overnight). 2, High-pressure and temperature EDTA, pH8.0 was used for antigen retrieval. 3, Secondary antibody was diluted at 1:200 (room temperature, 30min).



Immunohistochemical analysis of paraffin-embedded Human kidney. 1, Antibody was diluted at 1:100 (4°, overnight). 2, High-pressure and temperature EDTA, pH8.0 was used for antigen retrieval. 3, Secondary antibody was diluted at 1:200 (room temperature, 30min).

EnkiLife 优势产品推荐

产品类别	产品货号	产品名称
WB 解决方案	RA10020	2h 极速 WB 即用型全流程试剂盒
	RA10021	4h 快速 WB 即用型全流程试剂盒
	RA10042	5h 畅享版 WB 全流程试剂盒
	RA10037	校准级彩色预染蛋白 Marker (8-180kDa)
	RA10038	校准级彩色预染蛋白 Marker (10-250kDa)
	RA10039	校准级高分子彩色预染蛋白 Marker (25-400kDa)
TSA 多重荧光染色试剂盒	RA10008	TSA 双标三色多重荧光染色试剂盒 (mIHC)
	RA10009	TSA 三标四色多重荧光染色试剂盒 (mIHC)
	RA10010	TSA 四标五色多重荧光染色试剂盒 (mIHC)
	RA10011	TSA 五标六色多重荧光染色试剂盒 (mIHC)
	RA10012	TSA 六标七色多重荧光染色试剂盒 (mIHC)
IHC 检测试剂盒	RA10006	HRP Anti-Mouse/Rabbit IHC Detection System
	RA10007	Polymer-HRP Anti-Mouse/Rabbit IHC Detection System
抗体标记试剂盒	RE80004p	辣根过氧化物酶(HRP)抗体标记试剂盒
	RE80002q	Sulfo-NHS-生物素标记试剂盒
	RE80007p	Cy3 荧光素标记试剂盒
	RE80011p	Fluor488 荧光素标记试剂盒
	RE80017p	Fluor750 荧光素标记试剂盒
	RE80005p	藻红蛋白(R-PE) 抗体快速标记试剂盒
	RE80040	PE-Cy7 串联染料抗体快速标记试剂盒
稳转细胞系构建服务 (免费赠送全膜 WB 验证)	TS-0001	过表达稳转细胞系构建
	TS-0002	敲低稳转细胞系构建
	TS-0003	敲除细胞系构建

限于篇幅，更多产品详见官网：<https://www.enkilife.cn>