

产品名称: Galectin-9 Rabbit Polyclonal Antibody

产品货号: APRab11278

产品概述 (Summary)

描述(Description)	Rabbit polyclonal Antibody
宿主(Host)	Rabbit
应用(Application)	WB,IHC,ICC/IF,ELISA
种属反应(Reactivity)	Human,Mouse,Rat
偶联物(Conjugation)	Unconjugated
修饰(Modification)	Unmodified
同种型(Isotype)	IgG
克隆(Clonality)	Polyclonal
剂型(Form)	Liquid
保存条件(Storage)	Store at 4°C short term. Aliquot and store at -20°C long term. Avoid freeze/thaw cycles.
储存溶液(Buffer)	Liquid in PBS containing 50% glycerol, 0.5% protective protein and 0.02% New type preservative N.
纯化 (Purification)	Affinity purification

产品应用(Application)

稀释比(Dilution Ratio)	WB 1:500-1:2000,IHC 1:100-1:300,ICC/IF 1:200-1:1000,ELISA 1:5000-1:20000
分子量(Molecular Weight)	40kDa

抗原信息(Antigen Information)

基因名(Gene Name)	LGALS9
别名(Alternative Names)	LGALS9; Galectin-9; Gal-9; Ecalectin; Tumor antigen HOM-HD-21
基因 ID(Gene ID)	3965.0
SwissProt ID	O00182
免疫原(Immunogen)	The antiserum was produced against synthesized peptide derived from human LEG9. AA range:51-100

研究背景 (Background)

The galectins are a family of beta-galactoside-binding proteins implicated in modulating cell-cell and cell-matrix interactions. The protein encoded by this gene is an S-type lectin. It is overexpressed in Hodgkin's disease tissue and might participate in the

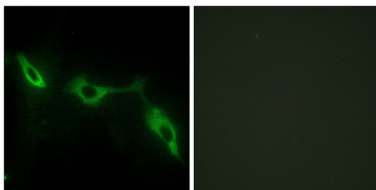
interaction between the H&RS cells with their surrounding cells and might thus play a role in the pathogenesis of this disease and/or its associated immunodeficiency. Multiple alternatively spliced transcript variants have been found for this gene. [provided by RefSeq, Jul 2008],alternative products:Additional isoforms seem to exist,domain:Contains two homologous but distinct carbohydrate-binding domains.,function:Binds galactosides. Has high affinity for the Forssman pentasaccharide. May play a role in thymocyte-epithelial interactions relevant to the biology of the thymus. Inhibits cell proliferation. The isoform Short acts as an eosinophil chemoattractant. Is a ligand for HAVCR2/TIM3. Induces T-helper type 1 lymphocyte (Th1) death.,online information:Galectin-9,similarity:Contains 2 galectin domains.,subcellular location:May also be secreted by a non-classical secretory pathway.,subunit:Monomer.,tissue specificity:Peripheral blood leukocytes and lymphatic tissues. Overexpressed in Hodgkin's disease tissue.,

研究领域 (Research Area)

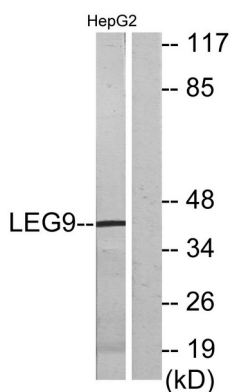
注意事项 (Note)

For research use only.

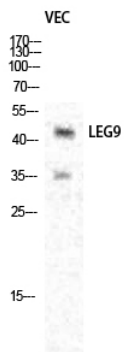
图片 (Image Data)




Immunofluorescence analysis of NIH/3T3 cells, using LEG9 Antibody. The picture on the right is blocked with the synthesized peptide.



Western blot analysis of lysates from HepG2 cells, using LEG9 Antibody. The lane on the right is blocked with the synthesized peptide.



Western Blot analysis of various cells using Galectin-9 Polyclonal Antibody diluted at 1: 1000



Western Blot analysis of HepG2 cells using Galectin-9 Polyclonal Antibody diluted at 1: 1000

EnkiLife 优势产品推荐

产品类别	产品货号	产品名称
WB 解决方案	RA10020	2h 极速 WB 即用型全流程试剂盒
	RA10021	4h 快速 WB 即用型全流程试剂盒
	RA10042	5h 畅享版 WB 全流程试剂盒
	RA10037	校准级彩色预染蛋白 Marker (8-180kDa)
	RA10038	校准级彩色预染蛋白 Marker (10-250kDa)
	RA10039	校准级高分子彩色预染蛋白 Marker (25-400kDa)
TSA 多重荧光染色试剂盒	RA10008	TSA 双标三色多重荧光染色试剂盒 (mIHC)
	RA10009	TSA 三标四色多重荧光染色试剂盒 (mIHC)
	RA10010	TSA 四标五色多重荧光染色试剂盒 (mIHC)
	RA10011	TSA 五标六色多重荧光染色试剂盒 (mIHC)
	RA10012	TSA 六标七色多重荧光染色试剂盒 (mIHC)
IHC 检测试剂盒	RA10006	HRP Anti-Mouse/Rabbit IHC Detection System
	RA10007	Polymer-HRP Anti-Mouse/Rabbit IHC Detection System
抗体标记试剂盒	RE80004p	辣根过氧化物酶(HRP)抗体标记试剂盒
	RE80002q	Sulfo-NHS-生物素标记试剂盒
	RE80007p	Cy3 荧光素标记试剂盒
	RE80011p	Fluor488 荧光素标记试剂盒
	RE80017p	Fluor750 荧光素标记试剂盒
	RE80005p	藻红蛋白(R-PE) 抗体快速标记试剂盒
	RE80040	PE-Cy7 串联染料抗体快速标记试剂盒
稳转细胞系构建服务 (免费赠送全膜 WB 验证)	TS-0001	过表达稳转细胞系构建
	TS-0002	敲低稳转细胞系构建
	TS-0003	敲除细胞系构建

限于篇幅，更多产品详见官网：<https://www.enkilife.cn>