

产品名称: IL-13R α 2 Rabbit Polyclonal Antibody
产品货号: APRab12500



产品概述 (Summary)

产品名称 (Production Name)	IL-13R α 2 Rabbit Polyclonal Antibody
描述 (Description)	Rabbit polyclonal Antibody
宿主 (Host)	Rabbit
应用 (Application)	WB,IHC,ICC/IF,ELISA
种属反应性 (Reactivity)	Human,Rat,Mouse

产品性能 (Performance)

偶联物 (Conjugation)	Unconjugated
修饰 (Modification)	Unmodified
同种型 (Isotype)	IgG
克隆 (Clonality)	Polyclonal
形式 (Form)	Liquid
存放说明 (Storage)	Store at 4°C short term. Aliquot and store at -20°C long term. Avoid freeze/thaw cycles.
储存溶液 (Buffer)	Liquid in PBS containing 50% glycerol, 0.5% protective protein and 0.02% New type preservative N.
纯化方式 (Purification)	Affinity purification

免疫原信息 (Immunogen)

基因名 (Gene Name)	IL13RA2
别名 (Alternative Names)	IL13RA2; IL13R; Interleukin-13 receptor subunit alpha-2; IL-13 receptor subunit alpha-2; IL-13R subunit alpha-2; IL-13R-alpha-2; IL-13RA2; Interleukin-13-binding protein; CD213a2
基因 ID (Gene ID)	3598.0
蛋白 ID (SwissProt ID)	Q14627.Synthesized peptide derived from Interleukin-13 receptor subunit alpha-2 at AA range: 241-290

产品应用 (Application)

稀释比 (Dilution Ratio)	WB 1:500-1:2000,IHC 1:100-1:300,ICC/IF 1:50-1:200,ELISA 1:5000-1:20000
蛋白分子量 (Molecular Weight)	44kDa

产品名称: IL-13R α 2 Rabbit Polyclonal Antibody
产品货号: APRab12500



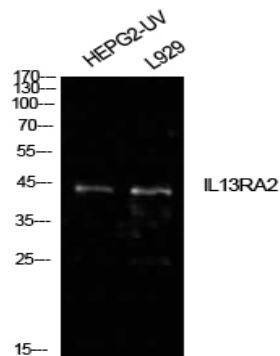
研究背景 (Background)

The protein encoded by this gene is closely related to IL13RA1, a subunit of the interleukin 13 receptor complex. This protein binds IL13 with high affinity, but lacks cytoplasmic domain, and does not appear to function as a signal mediator. It is reported to play a role in the internalization of IL13. [provided by RefSeq, Jul 2008],domain:The box 1 motif is required for JAK interaction and/or activation.,domain:The WSXWS motif appears to be necessary for proper protein folding and thereby efficient intracellular transport and cell-surface receptor binding.,function:Binds as a monomer with high affinity to interleukin 13 (IL13), but not to IL4.,similarity:Belongs to the type I cytokine receptor family. Type 5 subfamily.,similarity:Contains 1 fibronectin type-III domain.,


研究领域 (Research Area)

Jak_STAT;

图片 (Image Data)

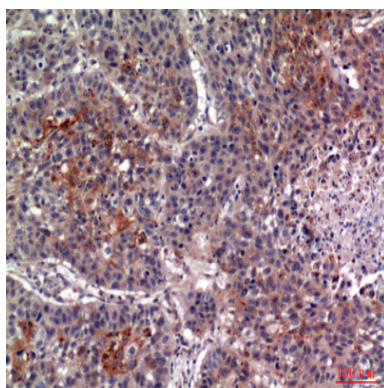


Western Blot analysis of HepG2 (UV) , L929 cells using IL-13R α 2 Polyclonal Antibody. Antibody was diluted at 1:500.
Secondary antibody was diluted at 1:20000



Western Blot analysis of HEPG2-UV cells using IL-13R α 2 Polyclonal Antibody diluted at 1: 500. Secondary antibody was diluted at 1:20000

产品名称: IL-13R α 2 Rabbit Polyclonal Antibody
产品货号: APRab12500



Immunohistochemical analysis of paraffin-embedded human-lung, antibody was diluted at 1:100

注意事项 (Note)

For research use only .