

产品名称: p120 Rabbit Polyclonal Antibody

产品货号: APRab15566

产品概述 (Summary)

描述(Description)	Rabbit polyclonal Antibody
宿主(Host)	Rabbit
应用(Application)	WB,IHC,ICC/IF,ELISA
种属反应(Reactivity)	Human,Mouse,Rat
偶联物(Conjugation)	Unconjugated
修饰(Modification)	Unmodified
同种型(Isotype)	IgG
克隆(Clonality)	Polyclonal
剂型(Form)	Liquid
保存条件(Storage)	Store at 4°C short term. Aliquot and store at -20°C long term. Avoid freeze/thaw cycles.
储存溶液(Buffer)	Liquid in PBS containing 50% glycerol, 0.5% protective protein and 0.02% New type preservative N.
纯化 (Purification)	Affinity purification

产品应用(Application)

稀释比(Dilution Ratio)	WB 1:500-1:2000,IHC 1:100-1:300,ICC/IF 1:50-1:200,ELISA 1:10000-1:20000
分子量(Molecular Weight)	108kDa

抗原信息(Antigen Information)

基因名(Gene Name)	CTNND1
别名(Alternative Names)	CTNND1; KIAA0384; Catenin delta-1; Cadherin-associated Src substrate; CAS; p120 catenin; p120(ctn); p120(cas)
基因 ID(Gene ID)	1500.0
SwissProt ID	O60716
免疫原(Immunogen)	The antiserum was produced against synthesized peptide derived from human Catenin-delta1. AA range:201-250

研究背景 (Background)

catenin delta 1(CTNND1) Homo sapiens This gene encodes a member of the Armadillo protein family, which function in

adhesion between cells and signal transduction. Multiple translation initiation codons and alternative splicing result in many different isoforms being translated. Not all of the full-length natures of the described transcript variants have been determined. Read-through transcription also exists between this gene and the neighboring upstream thioredoxin-related transmembrane protein 2 (TMX2) gene. [provided by RefSeq, Dec 2010],alternative products:Experimental confirmation may be lacking for some isoforms,disease:May contribute to cell malignancy. Complete loss of expression was observed in approximately 10% of invasive ductal breast carcinomas investigated.,domain:A possible nuclear localization signal exists in all isoforms where Asp-626--631-Arg are deleted.,function:Binds to and inhibits the transcriptional repressor ZBTB33, which may lead to activation of target genes of the Wnt signaling pathway (By similarity). May associate with and regulate the cell adhesion properties of both C- and E-cadherins. Implicated both in cell transformation by SRC and in ligand-induced receptor signaling through the EGF, PDGF, CSF-1 and ERBB2 receptors. Promotes GLIS2 C-terminal cleavage.,induction:Induced in vascular endothelium by wounding. This effect is potentiated by prior laminar shear stress, which enhances wound closure.,PTM:Phosphorylated.,similarity:Belongs to the beta-catenin family.,similarity:Contains 10 ARM repeats.,subcellular location:Interaction with GLIS2 promotes nuclear translocation.,subunit:Belongs to a multiprotein cell-cell adhesion complex that also contains E-cadherin, alpha-catenin, beta-catenin, and gamma-catenin. Binds to the C-terminal fragment of PSEN1 and mutually competes for E-cadherin. Interacts with ZBTB33. Interacts with GLIS2.,tissue specificity:Expressed in vascular endothelium.,

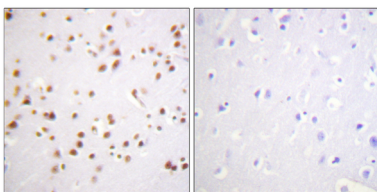
研究领域 (Research Area)

Adherens_Junction;Leukocyte transendothelial migration;


注意事项 (Note)

For research use only.


图片 (Image Data)



Immunohistochemistry analysis of paraffin-embedded human brain tissue, using Catenin-delta1 Antibody. The picture on the right is blocked with the synthesized peptide.



Western blot analysis of lysates from HUVEC cells, using Catenin-delta1 Antibody. The lane on the right is blocked with the synthesized peptide.



Western Blot analysis of various cells using p120 Polyclonal Antibody

EnkiLife 优势产品推荐

产品类别	产品货号	产品名称
WB 解决方案	RA10020	2h 极速 WB 即用型全流程试剂盒
	RA10021	4h 快速 WB 即用型全流程试剂盒
	RA10042	5h 畅享版 WB 全流程试剂盒
	RA10037	校准级彩色预染蛋白 Marker (8-180kDa)
	RA10038	校准级彩色预染蛋白 Marker (10-250kDa)
	RA10039	校准级高分子彩色预染蛋白 Marker (25-400kDa)
TSA 多重荧光染色试剂盒	RA10008	TSA 双标三色多重荧光染色试剂盒 (mIHC)
	RA10009	TSA 三标四色多重荧光染色试剂盒 (mIHC)
	RA10010	TSA 四标五色多重荧光染色试剂盒 (mIHC)
	RA10011	TSA 五标六色多重荧光染色试剂盒 (mIHC)
	RA10012	TSA 六标七色多重荧光染色试剂盒 (mIHC)
IHC 检测试剂盒	RA10006	HRP Anti-Mouse/Rabbit IHC Detection System
	RA10007	Polymer-HRP Anti-Mouse/Rabbit IHC Detection System
抗体标记试剂盒	RE80004p	辣根过氧化物酶(HRP)抗体标记试剂盒
	RE80002q	Sulfo-NHS-生物素标记试剂盒
	RE80007p	Cy3 荧光素标记试剂盒
	RE80011p	Fluor488 荧光素标记试剂盒
	RE80017p	Fluor750 荧光素标记试剂盒
	RE80005p	藻红蛋白(R-PE) 抗体快速标记试剂盒
	RE80040	PE-Cy7 串联染料抗体快速标记试剂盒
稳转细胞系构建服务 (免费赠送全膜 WB 验证)	TS-0001	过表达稳转细胞系构建
	TS-0002	敲低稳转细胞系构建
	TS-0003	敲除细胞系构建

限于篇幅，更多产品详见官网：<https://www.enkilife.cn>