

产品名称: TACC3 Rabbit Polyclonal Antibody

产品货号: APRab18601

产品概述 (Summary)

描述(Description)	Rabbit polyclonal Antibody
宿主(Host)	Rabbit
应用(Application)	WB,IHC,ICC/IF,ELISA
种属反应(Reactivity)	Human,Mouse
偶联物(Conjugation)	Unconjugated
修饰(Modification)	Unmodified
同种型(Isotype)	IgG
克隆(Clonality)	Polyclonal
剂型(Form)	Liquid
保存条件(Storage)	Store at 4°C short term. Aliquot and store at -20°C long term. Avoid freeze/thaw cycles.
储存溶液(Buffer)	Liquid in PBS containing 50% glycerol, 0.5% protective protein and 0.02% New type preservative N.
纯化 (Purification)	Affinity purification

产品应用(Application)

稀释比(Dilution Ratio)	WB 1:500-1:2000,IHC 1:100-1:300,ICC/IF 1:200-1:1000,ELISA 1:5000-1:10000
分子量(Molecular Weight)	80kDa

抗原信息(Antigen Information)

基因名(Gene Name)	TACC3
别名(Alternative Names)	TACC3; ERIC1; Transforming acidic coiled-coil-containing protein 3; ERIC-1
基因 ID(Gene ID)	10460.0
SwissProt ID	Q9Y6A5
免疫原(Immunogen)	The antiserum was produced against synthesized peptide derived from human TACC3. AA range:789-838

研究背景 (Background)

This gene encodes a member of the transforming acidic coiled-coil protein family. The encoded protein is a motor spindle protein that may play a role in stabilization of the mitotic spindle. This protein may also play a role in growth a differentiation of

certain cancer cells. [provided by RefSeq, Nov 2011],function:Plays a role in the microtubule-dependent coupling of the nucleus and the centrosome. Involved in the processes that regulate centrosome-mediated interkinetic nuclear migration (INM) of neural progenitors (By similarity). May be involved in the control of cell growth and differentiation. May contribute to cancer.,induction:Up-regulated in various cancer cell lines.,similarity:Belongs to the TACC family.,subunit:Interacts with microtubules. Interacts with CCDC100/CEP120. The coiled coil C-terminus region interacts with AH receptor nuclear translocator protein (ARNT) and ARNT2 (By similarity). Interacts with GCN5L2 and PCAF.,

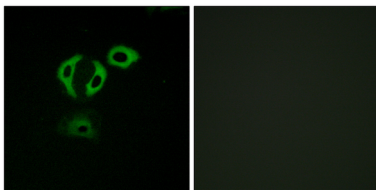
研究领域 (Research Area)

Cell Biology

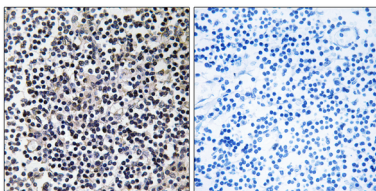
注意事项 (Note)

For research use only.

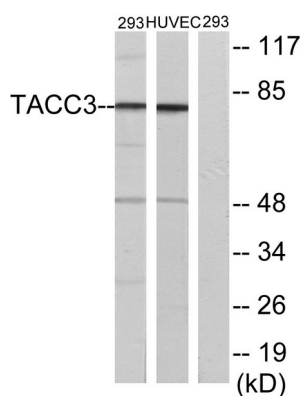
图片 (Image Data)




Immunofluorescence analysis of A549 cells, using TACC3 Antibody. The picture on the right is blocked with the synthesized peptide.



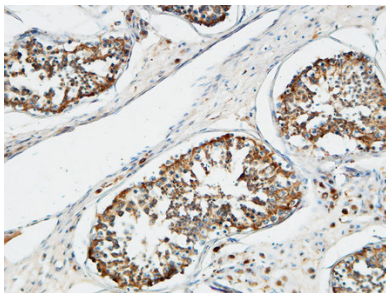
Immunohistochemistry analysis of paraffin-embedded human tonsil tissue, using TACC3 Antibody. The picture on the right is blocked with the synthesized peptide.



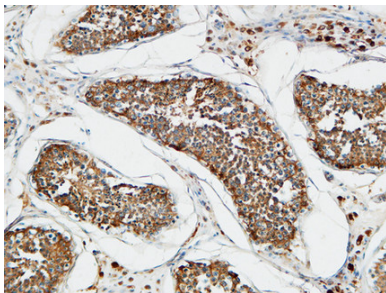
Western blot analysis of lysates from 293 and HUVEC cells, using TACC3 Antibody. The lane on the right is blocked with the synthesized peptide.



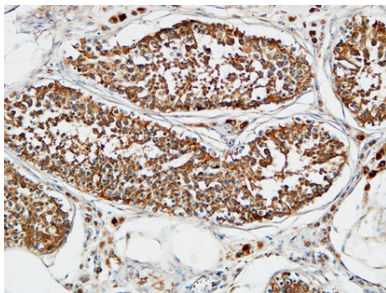
Western Blot analysis of various cells using TACC3 Polyclonal Antibody



Immunohistochemical analysis of paraffin-embedded Human testis. 1, Antibody was diluted at 1:100 (4°,overnight) . 2, High-pressure and temperature EDTA, pH8.0 was used for antigen retrieval. 3,Secondary antibody was diluted at 1:200 (room temperature, 30min) .



Immunohistochemical analysis of paraffin-embedded Human testis. 1, Antibody was diluted at 1:100 (4°,overnight) . 2, High-pressure and temperature EDTA, pH8.0 was used for antigen retrieval. 3,Secondary antibody was diluted at 1:200 (room temperature, 30min) .



Immunohistochemical analysis of paraffin-embedded Human testis. 1, Antibody was diluted at 1:100 (4°,overnight) . 2, High-pressure and temperature EDTA, pH8.0 was used for antigen retrieval. 3,Secondary antibody was diluted at 1:200 (room temperature, 30min) .

EnkiLife 优势产品推荐

产品类别	产品货号	产品名称
WB 解决方案	RA10020	2h 极速 WB 即用型全流程试剂盒
	RA10021	4h 快速 WB 即用型全流程试剂盒
	RA10042	5h 畅享版 WB 全流程试剂盒
	RA10037	校准级彩色预染蛋白 Marker (8-180kDa)
	RA10038	校准级彩色预染蛋白 Marker (10-250kDa)
	RA10039	校准级高分子彩色预染蛋白 Marker (25-400kDa)
TSA 多重荧光染色试剂盒	RA10008	TSA 双标三色多重荧光染色试剂盒 (mIHC)
	RA10009	TSA 三标四色多重荧光染色试剂盒 (mIHC)
	RA10010	TSA 四标五色多重荧光染色试剂盒 (mIHC)
	RA10011	TSA 五标六色多重荧光染色试剂盒 (mIHC)
	RA10012	TSA 六标七色多重荧光染色试剂盒 (mIHC)
IHC 检测试剂盒	RA10006	HRP Anti-Mouse/Rabbit IHC Detection System
	RA10007	Polymer-HRP Anti-Mouse/Rabbit IHC Detection System
抗体标记试剂盒	RE80004p	辣根过氧化物酶(HRP)抗体标记试剂盒
	RE80002q	Sulfo-NHS-生物素标记试剂盒
	RE80007p	Cy3 荧光素标记试剂盒
	RE80011p	Fluor488 荧光素标记试剂盒
	RE80017p	Fluor750 荧光素标记试剂盒
	RE80005p	藻红蛋白(R-PE) 抗体快速标记试剂盒
	RE80040	PE-Cy7 串联染料抗体快速标记试剂盒
稳转细胞系构建服务 (免费赠送全膜 WB 验证)	TS-0001	过表达稳转细胞系构建
	TS-0002	敲低稳转细胞系构建
	TS-0003	敲除细胞系构建

限于篇幅，更多产品详见官网：<https://www.enkilife.cn>