

**产品名称:** TAF II p100 Rabbit Polyclonal Antibody

**产品货号:** APRab18607

### 产品概述 (Summary)

描述(Description)	Rabbit polyclonal Antibody
宿主(Host)	Rabbit
应用(Application)	WB,IHC,ICC/IF,ELISA
种属反应(Reactivity)	Human,Mouse
偶联物(Conjugation)	Unconjugated
修饰(Modification)	Unmodified
同种型(Isotype)	IgG
克隆(Clonality)	Polyclonal
剂型(Form)	Liquid
保存条件(Storage)	Store at 4°C short term. Aliquot and store at -20°C long term. Avoid freeze/thaw cycles.
储存溶液(Buffer)	Liquid in PBS containing 50% glycerol, 0.5% protective protein and 0.02% New type preservative N.
纯化 (Purification)	Affinity purification

### 产品应用(Application)

稀释比(Dilution Ratio)	WB 1:500-1:2000,IHC 1:100-1:300,ICC/IF 1:50-1:200,ELISA 1:5000-1:10000
分子量(Molecular Weight)	87kDa

### 抗原信息(Antigen Information)

基因名(Gene Name)	TAF5
别名(Alternative Names)	TAF5; TAF2D; Transcription initiation factor TFIID subunit 5; Transcription initiation factor TFIID 100 kDa subunit; TAF(II)100; TAFII-100; TAFII100
基因 ID(Gene ID)	6877.0
SwissProt ID	Q15542
免疫原(Immunogen)	The antiserum was produced against synthesized peptide derived from human TAF5. AA range:381-430

### 研究背景 (Background)

Initiation of transcription by RNA polymerase II requires the activities of more than 70 polypeptides. The protein that

coordinates these activities is transcription factor IID (TFIID), which binds to the core promoter to position the polymerase properly, serves as the scaffold for assembly of the remainder of the transcription complex, and acts as a channel for regulatory signals. TFIID is composed of the TATA-binding protein (TBP) and a group of evolutionarily conserved proteins known as TBP-associated factors or TAFs. TAFs may participate in basal transcription, serve as coactivators, function in promoter recognition or modify general transcription factors (GTFs) to facilitate complex assembly and transcription initiation. This gene encodes an integral subunit of TFIID associated with all transcriptionally competent forms of that complex. This subunit interacts strongly with TFIIFB (RAP30) and incorporation into the TFIID complex. function: TAFs are components of the transcription factor IID (TFIID) complex, PCAF histone acetylase complex and TBP-free TAFII complex (TFTC). TAFs components-TFIID are essential for mediating regulation of RNA polymerase transcription. TAF5/TAFII100 interacts strongly with the histone H4-related TAF6/TAFII80 and the histone H3-related TAF9/TAFII31, as well as a stable complex comprised of both TAF5/TAFII80 and TAF6/TAFII31. Apparently weaker interactions of TAF5/TAFII100 with TBP, TAF1/TAFII250, TAF11/TAFII28, and TAF12/TAFII20, but not TAF7/TAFII55, also have been observed. similarity: Belongs to the WD repeat TAF5 family. similarity: Contains 1 LisH domain. similarity: Contains 6 WD repeats. subunit: TFIID and PCAF are composed of TATA binding protein (TBP) and a number of TBP-associated factors (TAFs). TBP is not part of TFTC. Component of the TFTC-HAT complex, at least composed of TAF5L, TAF6L, TADA3L, SUPT3H/SPT3, TAF2/TAFII150, TAF4/TAFII135, TAF5/TAFII100, GCN5L2/GCN5, TAF10 and TRRAP. Interacts with SV40 Large T antigen.

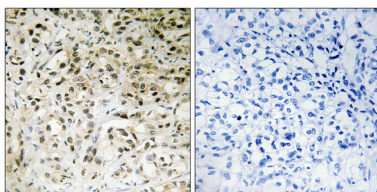
## 研究领域 (Research Area)

Basal transcription factors;

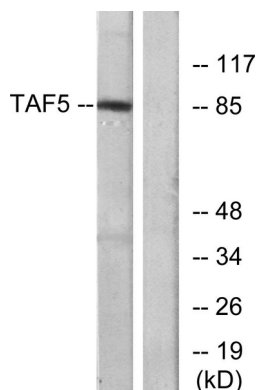
## 注意事项 (Note)

For research use only.


## 图片 (Image Data)



Immunohistochemistry analysis of paraffin-embedded human liver carcinoma tissue, using TAF5 Antibody. The picture on the right is blocked with the synthesized peptide.



Western blot analysis of lysates from A549 cells, using TAF5 Antibody. The lane on the right is blocked with the synthesized peptide.



Western Blot analysis of various cells using TAF II p100 Polyclonal Antibody

## EnkiLife 优势产品推荐

产品类别	产品货号	产品名称
WB 解决方案	RA10020	2h 极速 WB 即用型全流程试剂盒
	RA10021	4h 快速 WB 即用型全流程试剂盒
	RA10042	5h 畅享版 WB 全流程试剂盒
	RA10037	校准级彩色预染蛋白 Marker (8-180kDa)
	RA10038	校准级彩色预染蛋白 Marker (10-250kDa)
	RA10039	校准级高分子彩色预染蛋白 Marker (25-400kDa)
TSA 多重荧光染色试剂盒	RA10008	TSA 双标三色多重荧光染色试剂盒 (mIHC)
	RA10009	TSA 三标四色多重荧光染色试剂盒 (mIHC)
	RA10010	TSA 四标五色多重荧光染色试剂盒 (mIHC)
	RA10011	TSA 五标六色多重荧光染色试剂盒 (mIHC)
	RA10012	TSA 六标七色多重荧光染色试剂盒 (mIHC)
IHC 检测试剂盒	RA10006	HRP Anti-Mouse/Rabbit IHC Detection System
	RA10007	Polymer-HRP Anti-Mouse/Rabbit IHC Detection System
抗体标记试剂盒	RE80004p	辣根过氧化物酶(HRP)抗体标记试剂盒
	RE80002q	Sulfo-NHS-生物素标记试剂盒
	RE80007p	Cy3 荧光素标记试剂盒
	RE80011p	Fluor488 荧光素标记试剂盒
	RE80017p	Fluor750 荧光素标记试剂盒
	RE80005p	藻红蛋白(R-PE) 抗体快速标记试剂盒
	RE80040	PE-Cy7 串联染料抗体快速标记试剂盒
稳转细胞系构建服务 (免费赠送全膜 WB 验证)	TS-0001	过表达稳转细胞系构建
	TS-0002	敲低稳转细胞系构建
	TS-0003	敲除细胞系构建

限于篇幅，更多产品详见官网：<https://www.enkilife.cn>