

产品名称: S100B Rabbit Monoclonal Antibody  
产品货号: AMRe02563



## 产品概述 (Summary)

产品名称 (Production Name)	S100B Rabbit Monoclonal Antibody
描述 (Description)	Recombinant rabbit monoclonal antibody
宿主 (Host)	Rabbit
应用 (Application)	WB,IHC,IP
种属反应性 (Reactivity)	Human,Rat

## 产品性能 (Performance)

偶联物 (Conjugation)	Unconjugated
修饰 (Modification)	Unmodified
同种型 (Isotype)	IgG
克隆 (Clonality)	Monoclonal
形式 (Form)	Liquid
存放说明 (Storage)	Store at 4°C short term. Aliquot and store at -20°C long term. Avoid freeze/thaw cycles.
储存溶液 (Buffer)	50mM Tris-Glycine(pH 7.4), 0.15M NaCl, 40% Glycerol, 0.01% Sodium azide and 0.05% protective protein
纯化方式 (Purification)	Affinity Purification

## 免疫原信息 (Immunogen)

基因名 (Gene Name)	S100B NEF; Protein S100 B; Protein S100-B; S 100 calcium binding protein beta chain; S 100 protein beta chain; S-100 protein beta chain; S-100 protein subunit beta;
别名 (Alternative Names)	S100; S100 calcium binding protein beta (neural); S100 calcium-binding protein B; S100 protein beta chain; S100B; S100B_HUMAN; S100beta.
基因 ID (Gene ID)	6285
蛋白 ID (SwissProt ID)	P04271.

## 产品应用 (Application)

稀释比 (Dilution Ratio)	WB 1:500-1:1000,IHC 1:50-1:100,IP 1:20-1:50
蛋白分子量 (Molecular Weight)	Calculated MW: 11 kDa; Observed MW: 11 kDa

产品名称: S100B Rabbit Monoclonal Antibody  
产品货号: AMRe02563



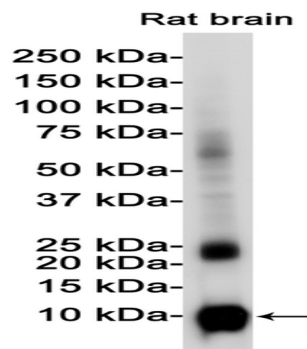
## 研究背景 (Background)

Despite their relatively small size (8-12 kDa) and uncomplicated architecture, S100 proteins regulate a variety of cellular processes such as cell growth and motility, cell cycle progression, transcription, and differentiation. To date, 25 members have been identified, including S100A1-S100A18, trichohyalin, filaggrin, repetin, S100P, and S100Z, making it the largest group in the EF-hand, calcium-binding protein family.


## 研究领域 (Research Area)

Cell Biology

## 图片 (Image Data)

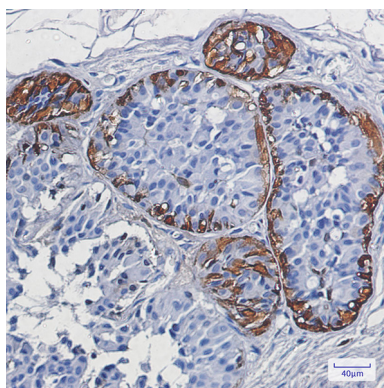


Western blot analysis of S100 beta in rat Brain lysates using S100B antibody.



Western blot analysis of S100 beta in rat Brain lysates using S100 beta antibody.

产品名称: S100B Rabbit Monoclonal Antibody  
产品货号: AMRe02563



Immunohistochemistry analysis of paraffin-embedded Human breast cancer using S100 beta antibody. High-pressure and temperature Sodium Citrate pH 6.0 was used for antigen retrieval.

#### 注意事项 (Note)

For research use only .