

产品名称: Ubiquitin Rabbit Monoclonal Antibody  
产品货号: AMRe02738



## 产品概述 (Summary)

产品名称 (Production Name)	Ubiquitin Rabbit Monoclonal Antibody
描述 (Description)	Recombinant rabbit monoclonal antibody
宿主 (Host)	Rabbit
应用 (Application)	WB,ICC/IF
种属反应性 (Reactivity)	Human,Rat

## 产品性能 (Performance)

偶联物 (Conjugation)	Unconjugated
修饰 (Modification)	Unmodified
同种型 (Isotype)	IgG
克隆 (Clonality)	Monoclonal
形式 (Form)	Liquid
存放说明 (Storage)	Store at 4°C short term. Aliquot and store at -20°C long term. Avoid freeze/thaw cycles.
储存溶液 (Buffer)	50mM Tris-Glycine(pH 7.4), 0.15M NaCl, 40% Glycerol, 0.01% Sodium azide and 0.05% protective protein
纯化方式 (Purification)	Affinity Purification

## 免疫原信息 (Immunogen)

基因名 (Gene Name)	UBB
别名 (Alternative Names)	FLJ25987; MGC8385; ubiquitin B; Ubiquitin; UBCEP1; UBCEP2; RPS27A
基因 ID (Gene ID)	7314
蛋白 ID (SwissProt ID)	P0CG47.

## 产品应用 (Application)

稀释比 (Dilution Ratio)	WB 1:500-1:1000,ICC/IF 1:50-1:200
蛋白分子量 (Molecular Weight)	Calculated MW: 26 kDa; Observed MW: 8 kDa

## 研究背景 (Background)

Plays an important role in the ubiquitin-proteasome pathway. Ubiquitin can be covalently linked to many cellular proteins

产品名称: Ubiquitin Rabbit Monoclonal Antibody  
产品货号: AMRe02738

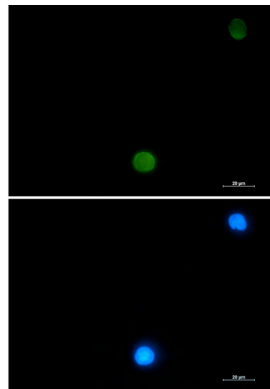


by the ubiquitination process, which targets proteins for degradation by the 26S proteasome. Three components are involved in the target protein-ubiquitin conjugation process. Ubiquitin is first activated by forming a thiolester complex with the activation component E1; the activated ubiquitin is subsequently transferred to the ubiquitin-carrier protein E2, then from E2 to ubiquitin ligase E3 for final delivery to the epsilon-NH2 of the target protein lysine residue.

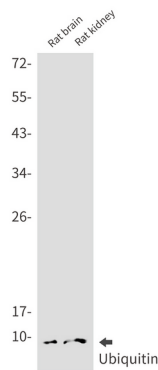
## 研究领域 (Research Area)

Neuroscience

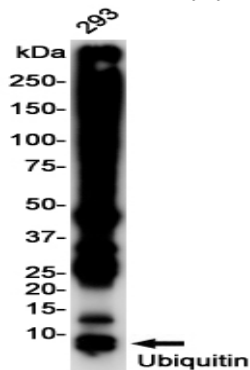
## 图片 (Image Data)



Immunocytochemistry analysis of Ubiquitin (green) in CEM using Ubiquitin antibody, and DAPI (blue).



Western blot analysis of Ubiquitin in rat brain, rat kidney lysates using Ubiquitin antibody.



产品名称: Ubiquitin Rabbit Monoclonal Antibody  
产品货号: AMRe02738



---

Western blot analysis of Ubiquitin in 293 lysates using Ubiquitin antibody

**注意事项 (Note)**

For research use only .