Recombinant Human LR3 IGF1

Catalog#:PCH2529

概述（Summary）

别称（Alternative Names）	Insulin-Like Growth Factor I; IGF-I; Mechano Growth Factor; MGF; Somatomedin-C; IGF1; IBP1
纯度（Purity）	Greater than 95% as determined by reducing SDS-PAGE
内毒素（Endotoxin level）	≤10 EU/mg
蛋白构建（Construction）	【Gly49-Ala118 (E51R)】
Accession #	P05019
表达宿主（Host）	CHO
种属（Species）	Human
预测分子量（Predicted MW）	9 kDa
制剂（Form）	Lyophilized from a 0.2 μm filtered solution of PBS,5% mannitol and 0.01% Tween 80, pH7.4
运输方式（Shipping）	The product is shipped with ice bag. Upon receipt, store it immediately at the temperature listed below.
稳定性&储存（Stability &Storage）	12 months at -20°C to -80°C in lyophilized state.6 months at -20°C to -80°C under sterile conditions after reconstitution.7-10 days at 2°C to 8°C under sterile conditions after reconstitution.Please minimize freeze-thaw cycles.
复溶（Reconstitution）	Always centrifuge tubes before opening. Do not mix by vortex or pipetting. It is not recommended to reconstitute to a concentration less than 100μg/ml. Dissolve the lyophilized protein in distilled water. Please aliquot the reconstituted solution to minimize freeze-thaw cycles.
背景介绍（References）	Insulin-like growth factor I (IGF1) belongs to the family of insulin-like growth factors that are structurally homologous to proinsulin. Mature IGFs are generated by proteolytic processing of inactive precursor protein containing N-terminal and C-terminal propeptide regions. Mature human IGF-I consisting of 70 amino acids with 94% identity with mouse IGF1 and exhibits cross-species activity. IGF1 binds IGF-1R, IGF-2R, and the insulin receptor and plays a key role in cell cycle

progression, cell proliferation and tumor progression. IGF1 expression is regulated by growth hormone.

电泳图（SDS-PAGE image）

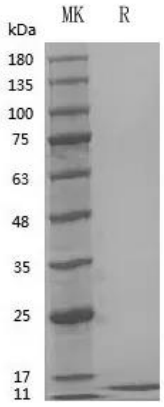

Greater than 95% as determined by reducing SDS-PAGE

活性图（Bioactivity image）

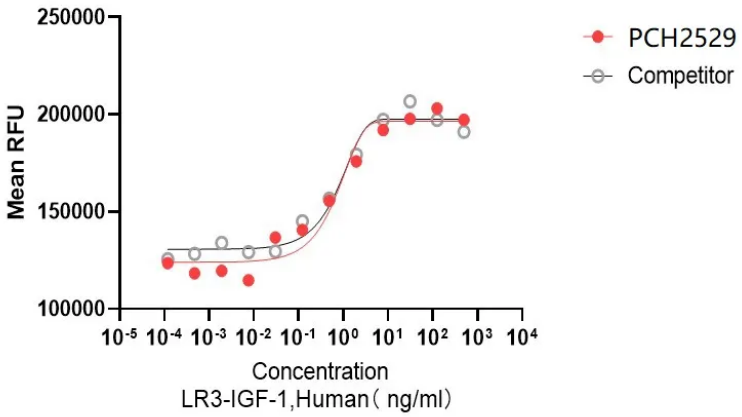

Measured in a serum-free cell proliferation assay using MCF-7 human breast cancer cells. The ED50 for this effect ≤1.5 ng/mL.

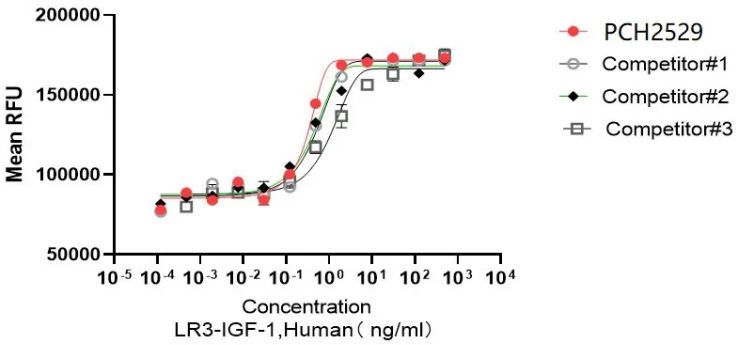

注意事项（Note）

For Research Use Only , Not for Diagnostic Use.