Recombinant Human FGFb (146AA)

Catalog#:PEH0650

概述（Summary）

别称（Alternative Names）	Fibroblast growth factor 2; FGF-2; Basic fibroblast growth factor; bFGF; Heparin-binding growth factor 2; HBGF-2
纯度（Purity）	Greater than 95% as determined by reducing SDS-PAGE
内毒素（Endotoxin level）	<0.01 EU/μg as determined by LAL test.
蛋白构建（Construction）	【Pro143-Ser288】
Accession #	P09038-4
表达宿主（Host）	E. coli
种属（Species）	Human
预测分子量（Predicted MW）	16.3 kDa
制剂（Form）	Lyophilized from a 0.2 μm filtered solution of 20mM Tris-HCl, 100mM NaCl, 0.02% Tween80, pH7.5.
运输方式（Shipping）	The product is shipped with ice bag. Upon receipt, store it immediately at the temperature listed below.
稳定性&储存（Stability &Storage）	12 months at -20°C to -80°C in lyophilized state.6 months at -20°C to -80°C under sterile conditions after reconstitution.7-10 days at 2°C to 8°C under sterile conditions after reconstitution.Please minimize freeze-thaw cycles.
复溶（Reconstitution）	Always centrifuge tubes before opening. Do not mix by vortex or pipetting. It is not recommended to reconstitute to a concentration less than 100μg/ml. Dissolve the lyophilized protein in distilled water. Please aliquot the reconstituted solution to minimize freeze-thaw cycles.

电泳图（SDS-PAGE image）

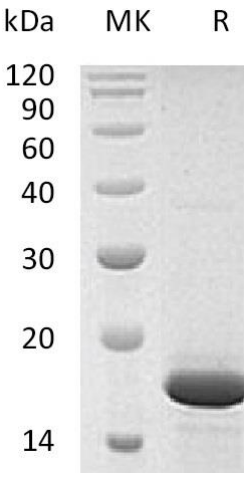

Greater than 95% as determined by reducing SDS-PAGE.

活性图（Bioactivity image）

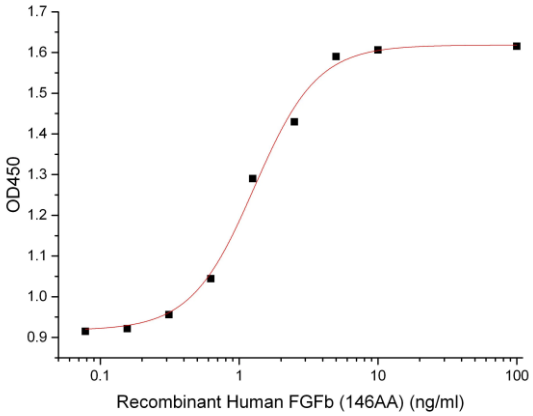

Measured in a cell proliferation assay using BALB/c 3T3 cells. The ED50 for this effect is 0.3-2.0 ng/ml (QC verified).

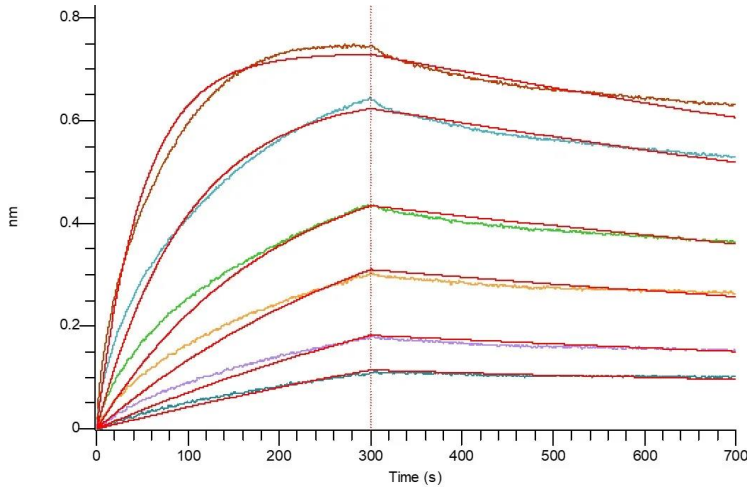

Loaded Human FGFb (146AA) on APS Biosensor, can bind Human GPC3-Fc with an affinity constant of 0.6 nM as determined in BLI assay. (Regularly tested)

注意事项（Note）

For Research Use Only , Not for Diagnostic Use.