Recombinant Human IL-17A

Catalog#:PEH0876

概述（Summary）

别称（Alternative Names）	Interleukin-17A; IL-17; IL-17A; Cytotoxic T-Lymphocyte-Associated Antigen 8; CTLA-8; IL17A; CTLA8; IL17
纯度（Purity）	Greater than 95% as determined by reducing SDS-PAGE
内毒素（Endotoxin level）	<1 EU/μg as determined by LAL test.
蛋白构建（Construction）	【Gly24-Ala155】
Accession #	Q16552
表达宿主（Host）	E. coli
种属（Species）	Human
预测分子量（Predicted MW）	15.26 kDa
制剂（Form）	Lyophilized from a 0.2 μm filtered solution of 20mM PB, 150mM NaCl, pH 7.4.
运输方式（Shipping）	The product is shipped with ice bag. Upon receipt, store it immediately at the temperature listed below.
稳定性&储存（Stability &Storage）	12 months at -20°C to -80°C in lyophilized state.6 months at -20°C to -80°C under sterile conditions after reconstitution.7-10 days at 2°C to 8°C under sterile conditions after reconstitution.Please minimize freeze-thaw cycles.
复溶（Reconstitution）	Always centrifuge tubes before opening. Do not mix by vortex or pipetting. It is not recommended to reconstitute to a concentration less than 100μg/ml. Dissolve the lyophilized protein in distilled water. Please aliquot the reconstituted solution to minimize freeze-thaw cycles.

电泳图（SDS-PAGE image）

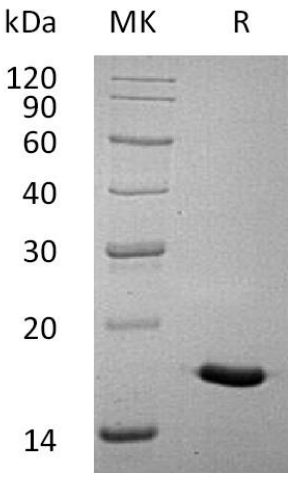

Greater than 95% as determined by reducing SDS-PAGE.

活性图（Bioactivity image）

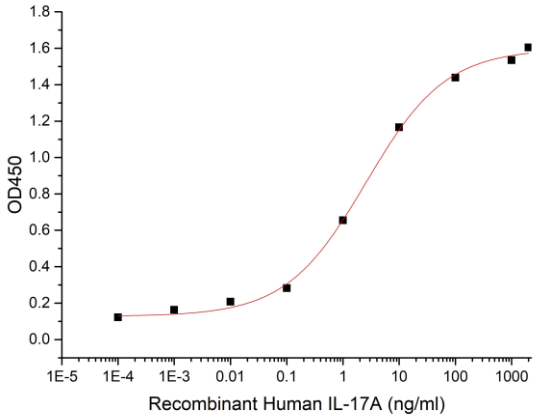

Measured by its ability to induce IL-6 secretion by NIH□3T3 mouse embryonic fibroblast cells. The ED50 for this effect is 1-7 ng/ml.

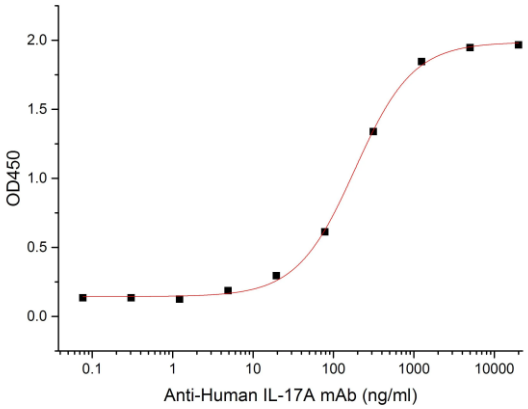

Immobilized Human IL-17A at 2μg/ml (100 μl/well) can bind Anti-Human IL-17A mAb.The ED50 of Anti-Human IL-17A mAb is 0.185 ug/ml.

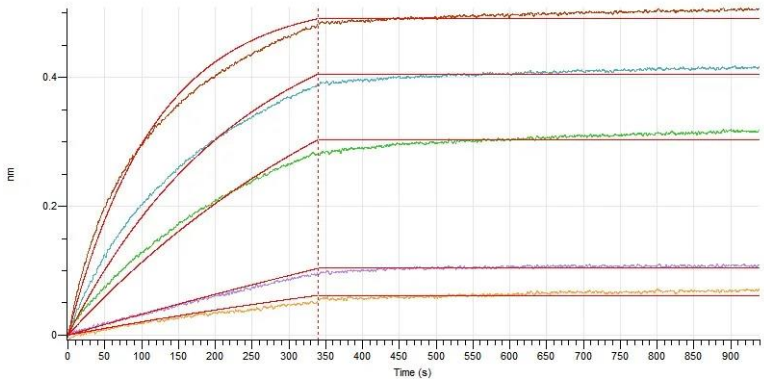

Loaded Human IL-17RA-Fc on Protein A Biosensor, can bind Human IL-17A with an affinity constant of <10^-3 nM as determined in BLI assay.

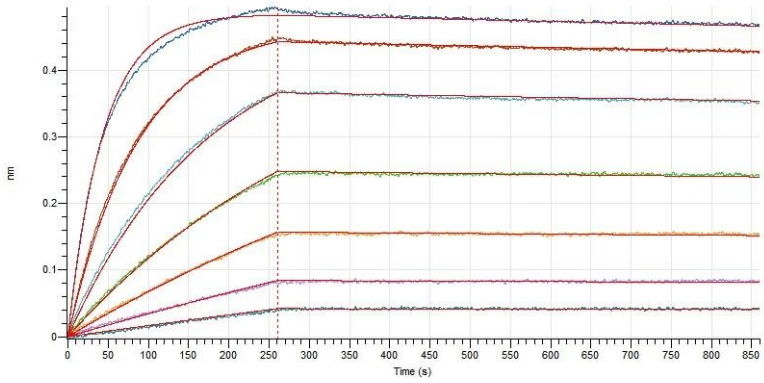

Loaded Biotinylated Human IL-17RA-His-Avi on HIS1K Biosensor, can bind Human IL-17A with an affinity constant of 0.50 nM as determined in BLI assay.

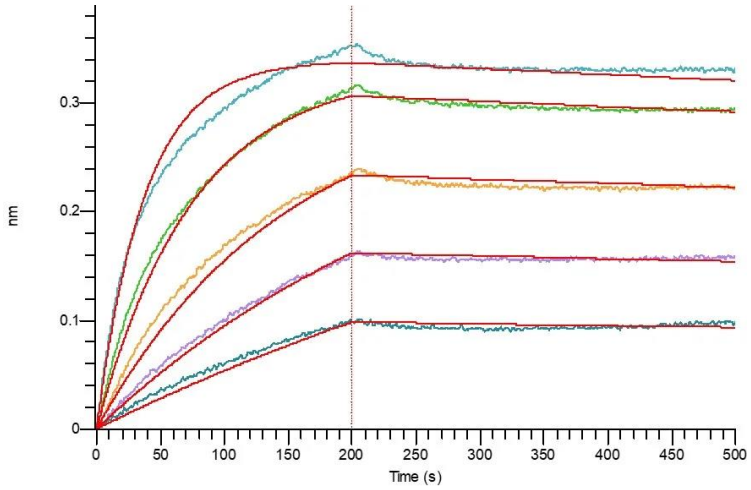

Loaded Biotinylated Human IL-17RA-Fc on Pro A Biosensor, can bind Human IL-17A with an affinity constant of 0.79 nM as determined in BLI assay.

注意事项（Note）

For Research Use Only , Not for Diagnostic Use.