Recombinant Mouse IL-13 (106AA)

Catalog#:PEM0869

概述（Summary）

别称（Alternative Names）	Interleukin-13; IL-13; T-Cell Activation Protein P600; Il13; Il-13
纯度（Purity）	Greater than 95% as determined by reducing SDS-PAGE
内毒素（Endotoxin level）	<1 EU/μg as determined by LAL test.
蛋白构建（Construction）	【Ser26-Phe131】
Accession #	P20109
表达宿主（Host）	E. coli
种属（Species）	Mouse
预测分子量（Predicted MW）	11.7 kDa
制剂（Form）	Lyophilized from a 0.2 μm filtered solution of 20mM Histidine-HCl, 8% Trehalose, 4% Mannitol, 50mM NaCl, 0.05% Tween 80, pH 6.0.
运输方式（Shipping）	The product is shipped with ice bag. Upon receipt, store it immediately at the temperature listed below.
稳定性&储存（Stability &Storage）	12 months at -20°C to -80°C in lyophilized state.6 months at -20°C to -80°C under sterile conditions after reconstitution.7-10 days at 2°C to 8°C under sterile conditions after reconstitution.Please minimize freeze-thaw cycles.
复溶（Reconstitution）	Always centrifuge tubes before opening. Do not mix by vortex or pipetting. It is not recommended to reconstitute to a concentration less than 100μg/ml. Dissolve the lyophilized protein in distilled water. Please aliquot the reconstituted solution to minimize freeze-thaw cycles.

电泳图（SDS-PAGE image）

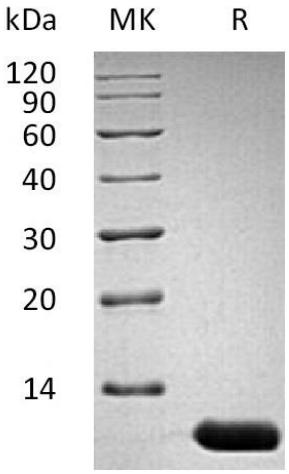

Greater than 95% as determined by reducing SDS-PAGE.

活性图（Bioactivity image）

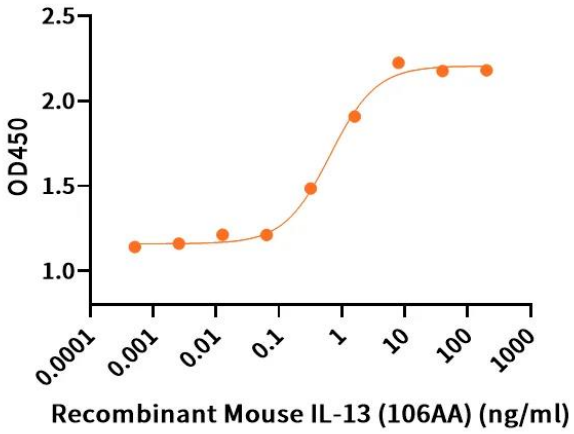

Measured in a cell proliferation assay using TF-1 human erythroleukemic cells. The ED50 for this effect is 1.93 ng/ml.

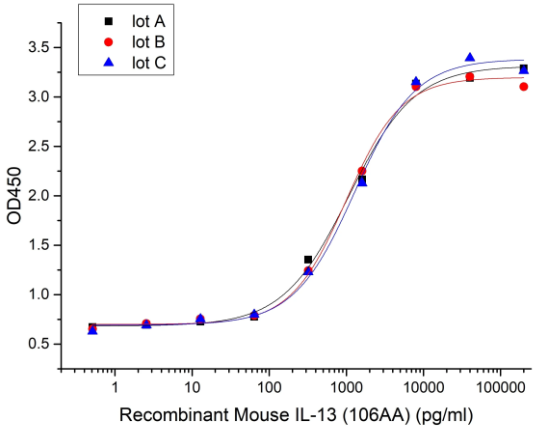

注意事项（Note）

For Research Use Only , Not for Diagnostic Use.