Active Galectin 2 (GAL2)

Catalog#:PER12316

概述（Summary）

别称（Alternative Names）	LGALS2; HL14; Lectin,Galactoside-Binding Soluble 2; Beta-galactoside-binding lectin L-14-II; Lactose-binding lectin 2; S-Lac lectin 2
纯度（Purity）	Greater than 97% as determined by reducing SDS-PAGE.
内毒素（Endotoxin level）	Please contact with the lab for this information
蛋白构建（Construction）	【Met1-Glu130】
Accession #	Q9Z144
表达宿主（Host）	E.coli
种属（Species）	Rattus norvegicus (Rat)
预测分子量（Predicted MW）	18.4 kDa
制剂（Form）	Lyophilized from a 0.2 μm filtered solution of PBS, pH7.4, containing 0.01% SKL, 1mM DTT, 5% Trehalose and Proclin300.
运输方式（Shipping）	The product is shipped with ice bag. Upon receipt, store it immediately at the temperature listed below.
稳定性&储存（Stability &Storage）	12 months at -20°C to -80°C in lyophilized state.6 months at -20°C to -80°C under sterile conditions after reconstitution.7-10 days at 2°C to 8°C under sterile conditions after reconstitution.Please minimize freeze-thaw cycles.
复溶（Reconstitution）	Reconstitute in 10mM PBS (pH7.4) to a concentration of 0.1-1.0 mg/mL. Do not vortex.

电泳图（SDS-PAGE image）



Greater than 97% as determined by reducing SDS-PAGE.

活性图（Bioactivity image）

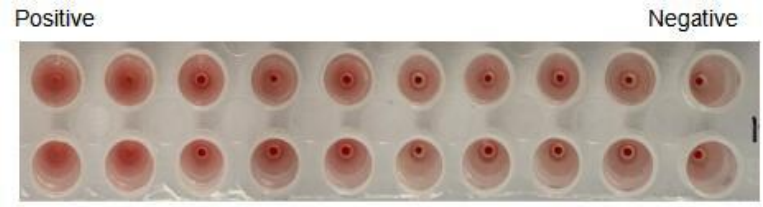

Galectin 2 (GAL2) belongs to the proto type group and consists of two homologous carbohydrate recognition domains (CRDs) resulting in multiple sugar binding sites. The expression of gal-2 has been shown to be involved in processes of angiogenesis and inflammation but was not analyzed before in preeclamptic (PE) placentas.It also can agglutinate red blood. In this case, chose rabbit erythrocyte (RaE) to assay its ability of agglutination. A general procedure for hemagglutination assay (or haemagglutination assay; HA) is as follows, two-fold dilute the recombinant rat GAL2 with 0.9% sodium chloride injection, add 50μL a serial dilution of GAL2 to each well of a U or V-bottom shaped 96-well microtiter plate. The final well serves as a negative control without GAL2, replace with 50μL 0.9% sodium chloride injection. Then add 50μL 1% rabbit erythrocyte to each well and mixed gently. The plate is incubated for 3 hours at room temperature. The results are shown in Figure 1. It was obvious that the minimal effective concentration of GAL2 is 1.25μg/ml. Figure 2. The hemagglutination assay of GAL2 in V- bottom shaped 96-well microtiter plate.

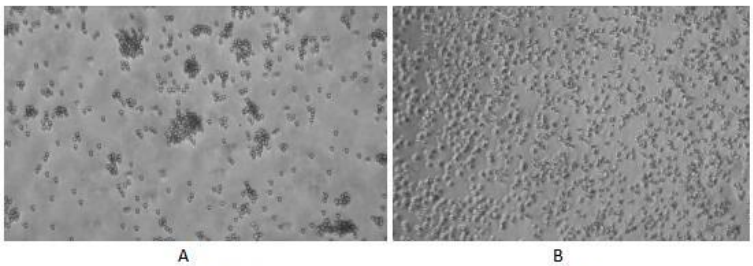

Figure 1. The hemagglutination of recombinant rat GAL2.
(A) 1% RaE tread with 1.25μg/ml GAL2 for 2h;
(B) Negative control without GAL2.

注意事项（Note）

For Research Use Only , Not for Diagnostic Use.