Active Endothelin 1 (EDN1)

Catalog#:PER12377

概述（Summary）

别称（Alternative Names）	ET1; PPET1; Preproendothelin-1; Big endothelin-1
纯度（Purity）	Greater than 95% as determined by reducing SDS-PAGE.
内毒素（Endotoxin level）	Please contact with the lab for this information
蛋白构建（Construction）	【Ser54-His202】
Accession #	P22388
表达宿主（Host）	E.coli
种属（Species）	Rattus norvegicus (Rat)
预测分子量（Predicted MW）	18.5 kDa
制剂（Form）	Lyophilized from a 0.2 μm filtered solution of 20mM Tris, 150mM NaCl, pH8.0, containing 1mM EDTA, 1mM DTT, 0.01% SKL, 5% Trehalose and Proclin300.
运输方式（Shipping）	The product is shipped with ice bag. Upon receipt, store it immediately at the temperature listed below.
稳定性&储存（Stability &Storage）	12 months at -20°C to -80°C in lyophilized state.6 months at -20°C to -80°C under sterile conditions after reconstitution.7-10 days at 2°C to 8°C under sterile conditions after reconstitution.Please minimize freeze-thaw cycles.
复溶（Reconstitution）	Reconstitute in 20mM Tris, 150mM NaCl (pH8.0) to a concentration of 0.1-1.0 mg/mL. Do not vortex.
背景介绍（References）	Endothelins are endothelium-derived vasoconstrictor peptides. Probable ligand for G-protein coupled receptors EDNRA and EDNRB which activates PTK2B, BCAR1, BCAR3 and, GTPases RAP1 and RHOA cascade in glomerular mesangial cells.

电泳图（SDS-PAGE image）

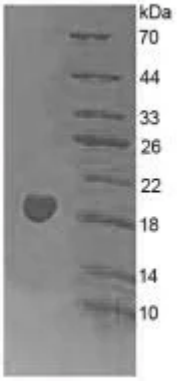

Greater than 95% as determined by reducing SDS-PAGE.

活性图（Bioactivity image）

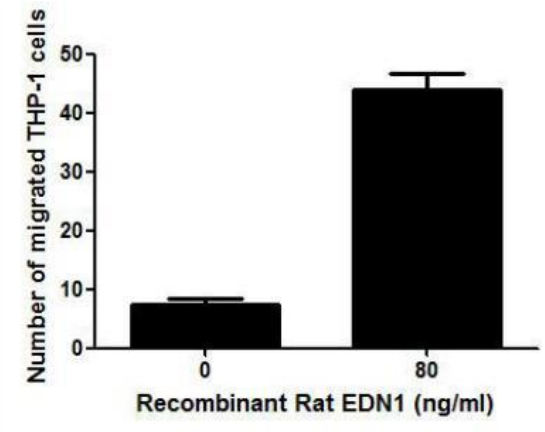

Figure 2. The chemotactic effect of EDN1 on THP-1 cells.



Figure 1. The chemotactic effect of EDN1 on THP1 cells.

(A) THP-1 cells were seeded into the upper chambers and serum free RPMI 1640 with 80ng/mL EDN1 was added in lower chamber, then cells in lower chamber were observed at low magnification (×100) after incubation for 3h;

(B) THP-1 cells were seeded into the upper chambers and serum free RPMI 1640 without EDN1 was added in lower chamber, then cells in lower chamber were observed at low magnification (×100) after incubation for 3h.

注意事项（Note）

For Research Use Only , Not for Diagnostic Use.