Active Tumor Necrosis Factor Alpha (TNFa)

Catalog#:PEV12238

概述（Summary）

别称（Alternative Names）	DIF; TNF-A; TNFSF2; Cachectin; Tumor Necrosis Factor Ligand Superfamily Member 2
纯度（Purity）	Greater than 90% as determined by reducing SDS-PAGE.
内毒素（Endotoxin level）	Please contact with the lab for this information
蛋白构建（Construction）	【Leu77-Leu232】
Accession #	P23563
表达宿主（Host）	E.coli
种属（Species）	Sus scrofa; Porcine (Pig)
预测分子量（Predicted MW）	20.7 kDa
制剂（Form）	Lyophilized from a 0.2 μm filtered solution of PBS, pH7.4, containing 0.01% SKL, 1mM DTT, 5% Trehalose and Proclin300.
运输方式（Shipping）	The product is shipped with ice bag. Upon receipt, store it immediately at the temperature listed below.
稳定性&储存（Stability &Storage）	12 months at -20°C to -80°C in lyophilized state.6 months at -20°C to -80°C under sterile conditions after reconstitution.7-10 days at 2°C to 8°C under sterile conditions after reconstitution.Please minimize freeze-thaw cycles.
复溶（Reconstitution）	Reconstitute in 10mM PBS (pH7.4) to a concentration of 0.1-1.0 mg/mL. Do not vortex.
背景介绍（References）	Cytokine that binds to TNFRSF1A/TNFR1 and TNFRSF1B/TNFBR. It is mainly secreted by macrophages and can induce cell death of certain tumor cell lines. It is potent pyrogen causing fever by direct action or by stimulation of interleukin-1 secretion and is implicated in the induction of cachexia, Under certain conditions it can stimulate cell proliferation and induce cell differentiation. Induces insulin resistance in adipocytes via inhibition of insulin-induced IRS1 tyrosine phosphorylation and insulin-induced glucose uptake. Induces GKAP42 protein degradation in adipocytes which is partially responsible for TNF-induced insulin

resistance. Plays a role in angiogenesis by inducing VEGF production synergistically with IL1B and IL6.; The TNF intracellular domain (ICD) form induces IL12 production in dendritic cells.

电泳图（SDS-PAGE image）

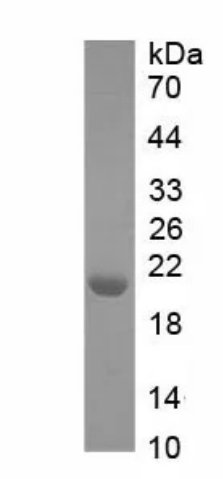

Greater than 90% as determined by reducing SDS-PAGE.

活性图（Bioactivity image）

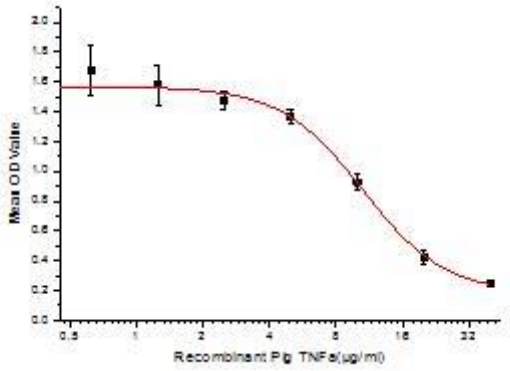

Tumor necrosis factor (TNF, tumor necrosis factor alpha, TNFα, cachexin, or cachectin) is a cell signaling protein (cytokine) involved in systemic inflammation and is one of the cytokines that make up the acute phase reaction. The primary role of TNF is in the regulation of immune cells. TNF, being an endogenous pyrogen, is able to induce fever, apoptotic cell death, cachexia, inflammation and to inhibit tumorigenesis and viral replication and respond to sepsis via IL1 Figure 2. Inhibition of A549 cells proliferation after stimulated with TNFα.

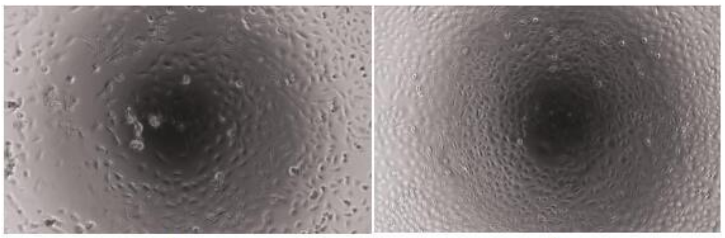

A B

Figure 1. Inhibition of A549 cells proliferation after stimulated with TNFα
(A) A549 cells cultured in DMEM, stimulated with 5μg/ml TNFα for 72h;
(B) Unstimulated A549 cells cultured in DMEM for 72h.

注意事项（Note）

For Research Use Only , Not for Diagnostic Use.