# Recombinant Human CD3E (C-6His)

*Catalog#:PHH0344*

## 概述（Summary）

| | |
|---|---|
| **别称（Alternative Names）** | T-Cell Surface Glycoprotein CD3 Epsilon Chain; T-Cell Surface Antigen T3/Leu-4 Epsilon Chain; CD3e; CD3E; T3E |
| **纯度（Purity）** | Greater than 95% as determined by reducing SDS-PAGE |
| **内毒素（Endotoxin level）** | <1 EU/μg as determined by LAL test. |
| **蛋白构建（Construction）** | 【Asp23-Asp126】-6His |
| **Accession #** | P07766 |
| **表达宿主（Host）** | HEK293 |
| **种属（Species）** | Human |
| **预测分子量（Predicted MW）** | 12.79 kDa |
| **制剂（Form）** | Lyophilized from a 0.2 μm filtered solution of PBS, pH 7.4. |
| **运输方式（Shipping）** | The product is shipped with ice bag. Upon receipt, store it immediately at the temperature listed below. |
| **稳定性&储存（Stability &Storage）** | 12 months at -20°C to -80°C in lyophilized state.6 months at -20°C to -80°C under sterile conditions after reconstitution.7-10 days at 2°C to 8°C under sterile conditions after reconstitution.Please minimize freeze-thaw cycles. |
| **复溶（Reconstitution）** | Always centrifuge tubes before opening. Do not mix by vortex or pipetting. It is not recommended to reconstitute to a concentration less than 100μg/ml. Dissolve the lyophilized protein in distilled water. Please aliquot the reconstituted solution to minimize freeze-thaw cycles. |

## 电泳图（SDS-PAGE image）

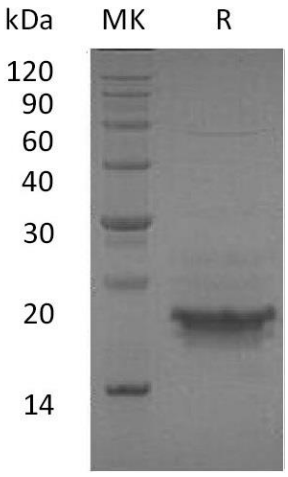


Greater than 95% as determined by reducing SDS-PAGE.

## 活性图（Bioactivity image）

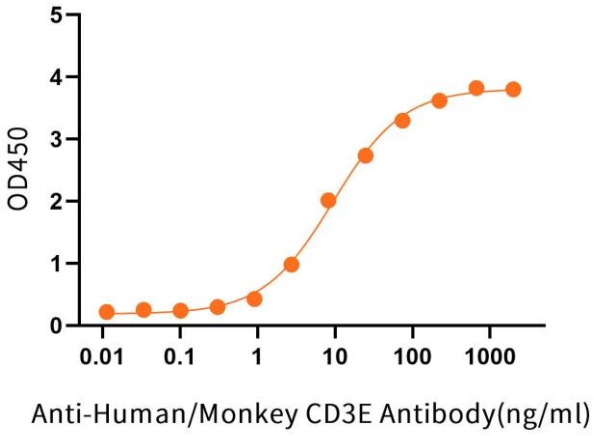


Immobilized Human CD3E-His at 2 μg/ml (100 μl/well) can bind Anti-Human/Monkey CD3E Antibody. The ED50 of Anti-Human/Monkey CD3E Antibody is 3-15 ng/ml. (QC verified)

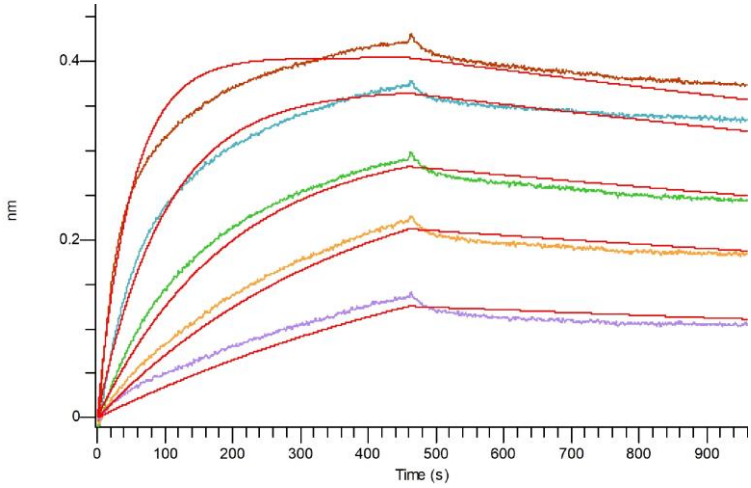


Loaded Anti-Human/Monkey CD3E Antibody on Protein A Biosensor, can bind Human CD3E-His with an affinity constant of 0.64 nM as determined in BLI assay. (Regularly tested)

## 注意事项（Note）

For Research Use Only , Not for Diagnostic Use.