Recombinant Human CD3E (C-Fc)

Catalog#:PHH0345

概述（Summary）

别称（Alternative Names）	T-Cell Surface Glycoprotein CD3 Epsilon Chain; T-Cell Surface Antigen T3/Leu-4 Epsilon Chain; CD3e; CD3E; T3E
纯度（Purity）	Greater than 95% as determined by reducing SDS-PAGE
内毒素（Endotoxin level）	<1 EU/μg as determined by LAL test.
蛋白构建（Construction）	【Asp23-Asp126】-Fc
Accession #	P07766
表达宿主（Host）	HEK293
种属（Species）	Human
预测分子量（Predicted MW）	38.7 kDa
制剂（Form）	Lyophilized from a 0.2 μm filtered solution of PBS, pH 7.4.
运输方式（Shipping）	The product is shipped with ice bag. Upon receipt, store it immediately at the temperature listed below.
稳定性&储存（Stability &Storage）	12 months at -20°C to -80°C in lyophilized state.6 months at -20°C to -80°C under sterile conditions after reconstitution.7-10 days at 2°C to 8°C under sterile conditions after reconstitution.Please minimize freeze-thaw cycles.
复溶（Reconstitution）	Always centrifuge tubes before opening. Do not mix by vortex or pipetting. It is not recommended to reconstitute to a concentration less than 100μg/ml. Dissolve the lyophilized protein in distilled water. Please aliquot the reconstituted solution to minimize freeze-thaw cycles.

电泳图（SDS-PAGE image）

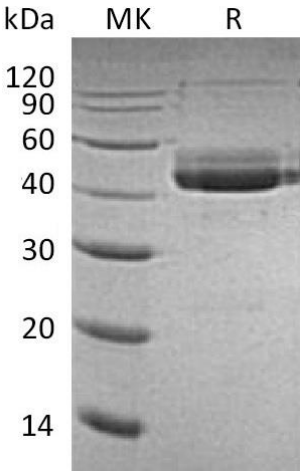

Greater than 95% as determined by reducing SDS-PAGE.

活性图（Bioactivity image）

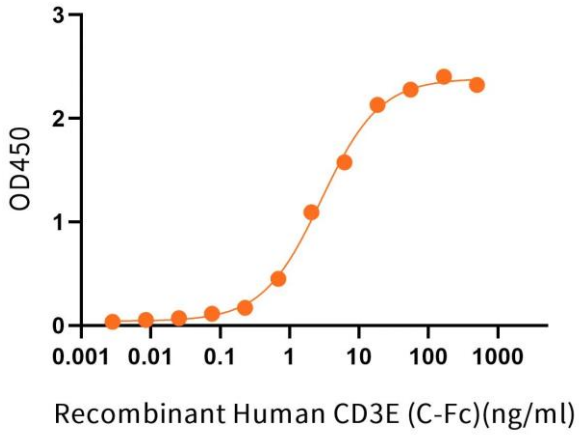

Immobilized Anti-Human/Monkey CD3E Antibody at 2 μg/ml (100 μl/well) can bind Recombinant Human CD3E (C-Fc)*. *: Biotinylated by NHS-biotin prior to testing.The ED50 of Recombinant Human CD3E (C-Fc) is 2.75 ng/ml.(Regularly tested)

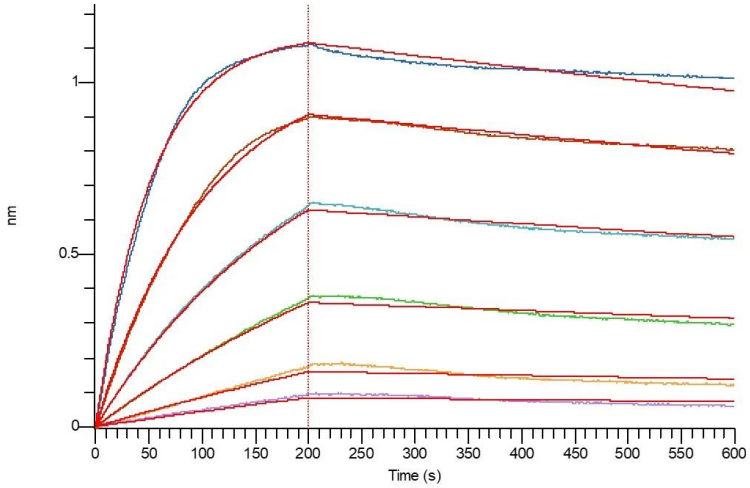

Loaded Biotinylated CD3E-Fc on APS Biosensor, can bind Human/Monkey CD3E-Fc with an affinity constant of 0.36 nM as determined in BLI assay. (Regularly tested)

注意事项（Note）

For Research Use Only , Not for Diagnostic Use.