Recombinant Human CD40 (C-Fc)

Catalog#:PHH0349

概述（Summary）

别称（Alternative Names）	Tumor Necrosis Factor Receptor Superfamily member 5; B-Cell Surface Antigen CD40; Bp50; CD40L Receptor; CDw40; CD40; TNFRSF5
纯度（Purity）	Greater than 95% as determined by reducing SDS-PAGE
内毒素（Endotoxin level）	<1 EU/μg as determined by LAL test.
蛋白构建（Construction）	【Glu21-Arg193】-Fc
Accession #	P25942
表达宿主（Host）	HEK293
种属（Species）	Human
预测分子量（Predicted MW）	46.3 kDa
制剂（Form）	Lyophilized from a 0.2 μm filtered solution of PBS,pH 7.4.
运输方式（Shipping）	The product is shipped with ice bag. Upon receipt, store it immediately at the temperature listed below.
稳定性&储存（Stability &Storage）	12 months at -20°C to -80°C in lyophilized state.6 months at -20°C to -80°C under sterile conditions after reconstitution.7-10 days at 2°C to 8°C under sterile conditions after reconstitution.Please minimize freeze-thaw cycles.
复溶（Reconstitution）	Always centrifuge tubes before opening. Do not mix by vortex or pipetting. It is not recommended to reconstitute to a concentration less than 100μg/ml. Dissolve the lyophilized protein in distilled water. Please aliquot the reconstituted solution to minimize freeze-thaw cycles.

电泳图（SDS-PAGE image）

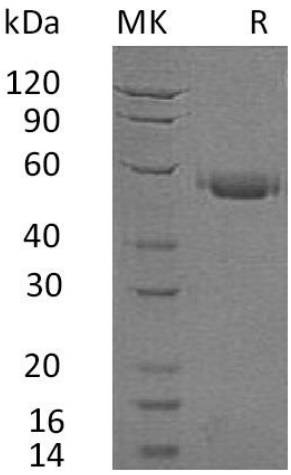

Greater than 95% as determined by reducing SDS-PAGE.

活性图（Bioactivity image）

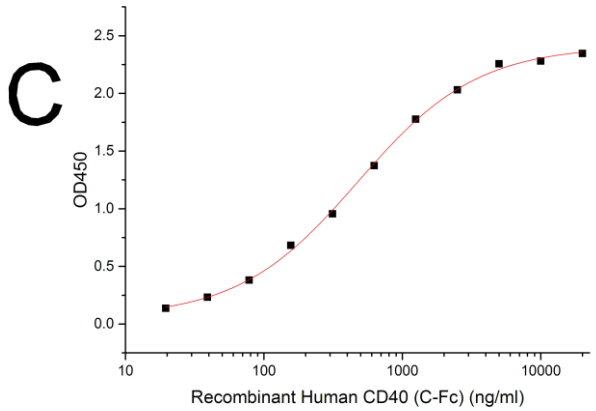

Immobilized Human CD40L-His-Flag at 10μg/ml (100 μl/well)can bind Human CD40-Fc. The ED50 of Human CD40-Fcis 0.45 ug/ml.

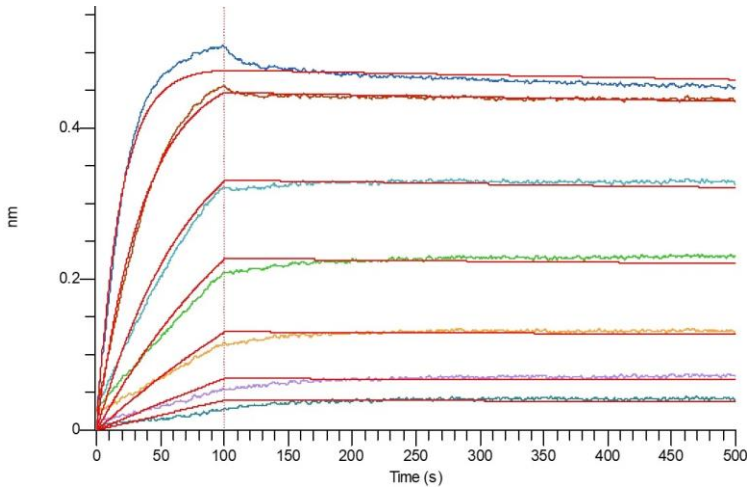

Loaded Human CD40-Fc on AHC Biosensor, can bind Human CD40L-mFc with an affinity constant of 0.13 nM as determined in BLI assay. (Regularly tested)

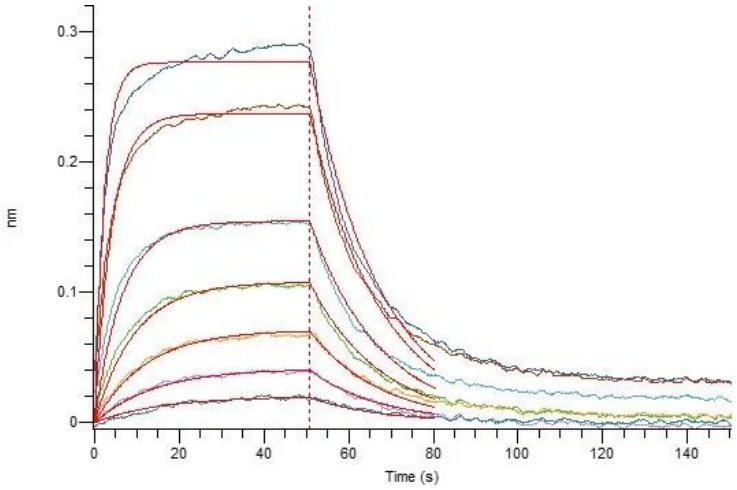

Loaded Human CD40L-His on HIS1K Biosensor, can bind Human CD40-Fc with an affinity constant of 0.16 uM as determined in BLI assay.

注意事项（Note）

For Research Use Only , Not for Diagnostic Use.