Recombinant Human LAG-3 (C-6His)

Catalog#:PHH1059

概述（Summary）

别称（Alternative Names）	Lymphocyte activation gene 3 protein; LAG3; LAG-3; Protein FDC; CD223
纯度（Purity）	Greater than 95% as determined by reducing SDS-PAGE
内毒素（Endotoxin level）	<1 EU/μg as determined by LAL test.
蛋白构建（Construction）	【Leu23-Leu450】-6His
Accession #	P18627
表达宿主（Host）	HEK293
种属（Species）	Human
预测分子量（Predicted MW）	47.2 kDa
制剂（Form）	Lyophilized from a 0.2 μm filtered solution of PBS, 2mM EDTA, pH7.4.
运输方式（Shipping）	The product is shipped with ice bag. Upon receipt, store it immediately at the temperature listed below.
稳定性&储存（Stability &Storage）	12 months at -20°C to -80°C in lyophilized state.6 months at -20°C to -80°C under sterile conditions after reconstitution.7-10 days at 2°C to 8°C under sterile conditions after reconstitution.Please minimize freeze-thaw cycles.
复溶（Reconstitution）	Always centrifuge tubes before opening. Do not mix by vortex or pipetting. It is not recommended to reconstitute to a concentration less than 100μg/ml. Dissolve the lyophilized protein in distilled water. Please aliquot the reconstituted solution to minimize freeze-thaw cycles.

电泳图（SDS-PAGE image）

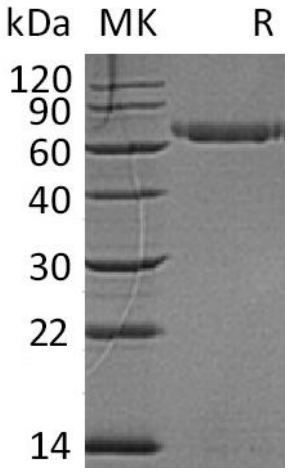

Greater than 95% as determined by reducing SDS-PAGE.

活性图（Bioactivity image）

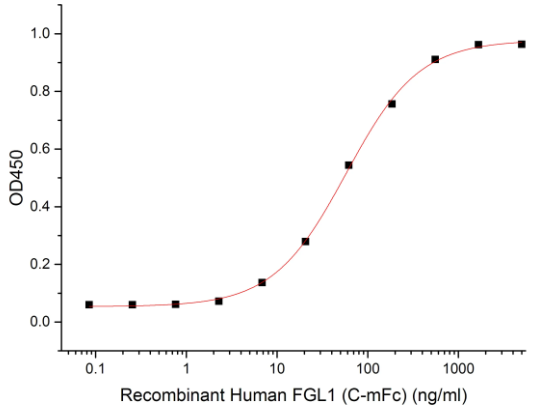

Immobilized Human LAG-3-His at 5μg/ml (100 μl/well) can bind Human FGL1-mFc.The ED50 of Recombinant Human FGL1-mFc is 30-90 ng/ml.

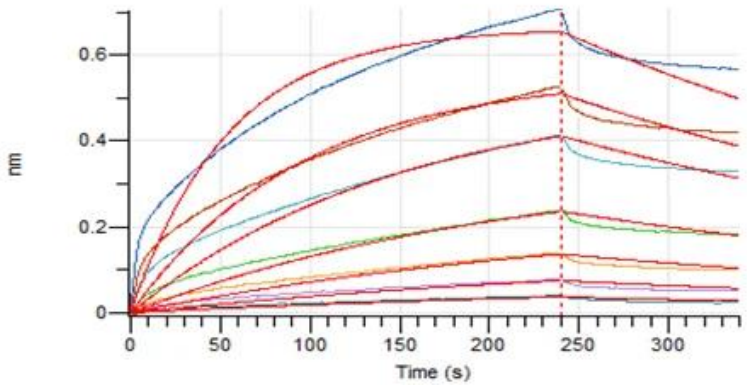

Loaded Human FGL1-Fc on Protein A Biosensor, can bind Human LAG-3-His with an affinity constant of 88.12nM as determined in BLI assay.

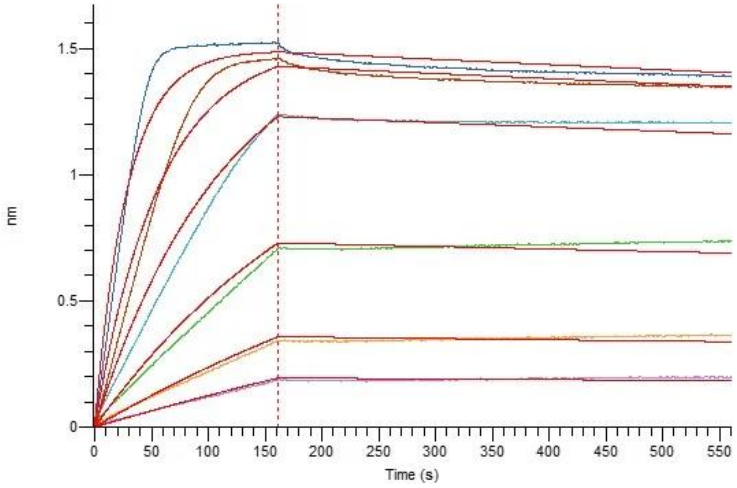

Loaded Anti-Human LAG-3 mAb-Fc on Protein A Biosensor, can bind Human LAG-3-6His with an affinity constant of 0.41 nM as determined in BLI assay.

注意事项（Note）

For Research Use Only , Not for Diagnostic Use.