Recombinant Human uPAR (C-6His)

Catalog#:PHH1791

概述（Summary）

别称（Alternative Names）	Urokinase Plasminogen Activator Surface Receptor; U-PAR; uPAR; Monocyte activation antigen Mo3; CD87; PLAUR; MO3; UPAR
纯度（Purity）	Greater than 95% as determined by reducing SDS-PAGE
内毒素（Endotoxin level）	<1 EU/μg as determined by LAL test.
蛋白构建（Construction）	【Leu23-Arg303】-6His
Accession #	Q03405
表达宿主（Host）	HEK293
种属（Species）	Human
预测分子量（Predicted MW）	32.4 kDa
制剂（Form）	Lyophilized from a 0.2 μm filtered solution of 20mM Tris-HCl, 10% Trehalose, 2% Mannitol, 0.05% Tween 80, pH 8.0.
运输方式（Shipping）	The product is shipped with ice bag. Upon receipt, store it immediately at the temperature listed below.
稳定性&储存（Stability &Storage）	12 months at -20°C to -80°C in lyophilized state.6 months at -20°C to -80°C under sterile conditions after reconstitution.7-10 days at 2°C to 8°C under sterile conditions after reconstitution.Please minimize freeze-thaw cycles.
复溶（Reconstitution）	Always centrifuge tubes before opening. Do not mix by vortex or pipetting. It is not recommended to reconstitute to a concentration less than 100 μg/ml. Dissolve the lyophilized protein in distilled water. Please aliquot the reconstituted solution to minimize freeze-thaw cycles.

电泳图（SDS-PAGE image）

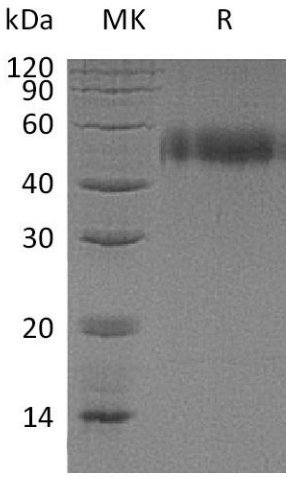

Greater than 95% as determined by reducing SDS-PAGE.

活性图（Bioactivity image）

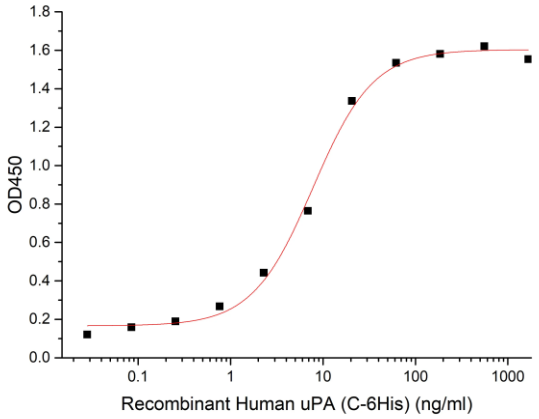

Immobilized Human uPAR-His at 2μg/ml (100 μl/well) can bind Human uPA-His*.*: Biotinylated by NHS-biotin prior to testing. The ED50 of Human uPA-His is 7.19 ng/ml. (Regularly tested)

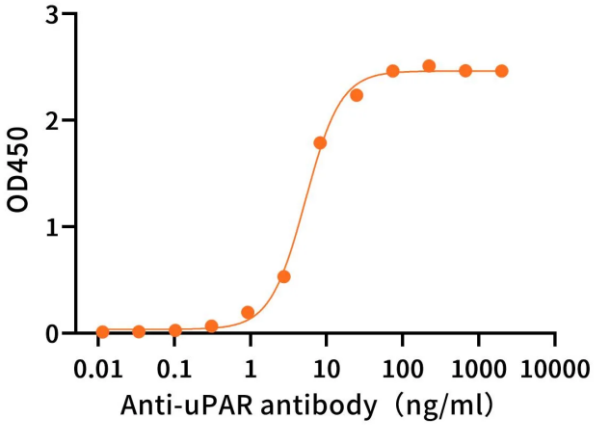

Immobilized Recombinant Human uPAR (C-6His) at 2μg/ml (100 μl/well) can bind Anti-Human uPAR Antibody(Mouse IgG1).The ED50 of Anti-Human uPAR Antibody(Mouse IgG1) is 5.26ng/ml.(Regularly tested)

注意事项（Note）

For Research Use Only , Not for Diagnostic Use.