Recombinant Human IL-2 Superkine (Mutant,C-6His)

Catalog#:PHH1918

概述（Summary）

别称（Alternative Names）	Interleukin-2; IL-2; T-Cell Growth Factor; TCGF; Aldesleukin; IL2
纯度（Purity）	Greater than 95% as determined by reducing SDS-PAGE
内毒素（Endotoxin level）	<1 EU/μg as determined by LAL test.
蛋白构建（Construction）	【Ala21-Thr153 (L100F, R101D, L105V, I106V, I112F)】-6His
Accession #	P60568
表达宿主（Host）	HEK293
种属（Species）	Human
预测分子量（Predicted MW）	16.5 kDa
制剂（Form）	Lyophilized from a 0.2 μm filtered solution of 4mM HCl.
运输方式（Shipping）	The product is shipped with ice bag. Upon receipt, store it immediately at the temperature listed below.
稳定性&储存（Stability &Storage）	12 months at -20°C to -80°C in lyophilized state.6 months at -20°C to -80°C under sterile conditions after reconstitution.7-10 days at 2°C to 8°C under sterile conditions after reconstitution.Please minimize freeze-thaw cycles.
复溶（Reconstitution）	Always centrifuge tubes before opening. Do not mix by vortex or pipetting. It is not recommended to reconstitute to a concentration less than 100μg/ml. Dissolve the lyophilized protein in 4mM HCl. Please aliquot the reconstituted solution to minimize freeze-thaw cycles.

电泳图（SDS-PAGE image）



Greater than 95% as determined by reducing SDS-PAGE.

活性图（Bioactivity image）

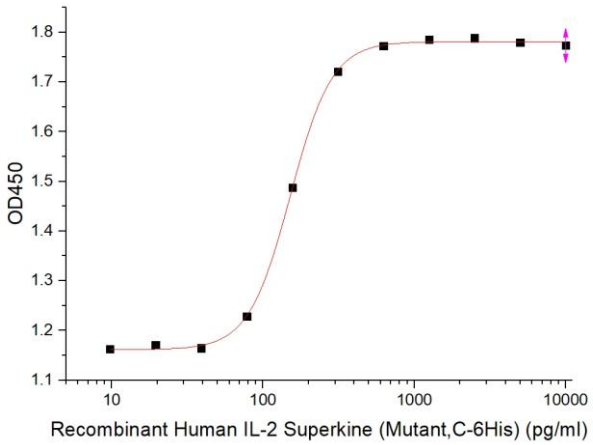

Measured in a cell proliferation assay using CTLL□2 mouse cytotoxic T cells. The ED50 for this effect is 151.39 pg/ml.

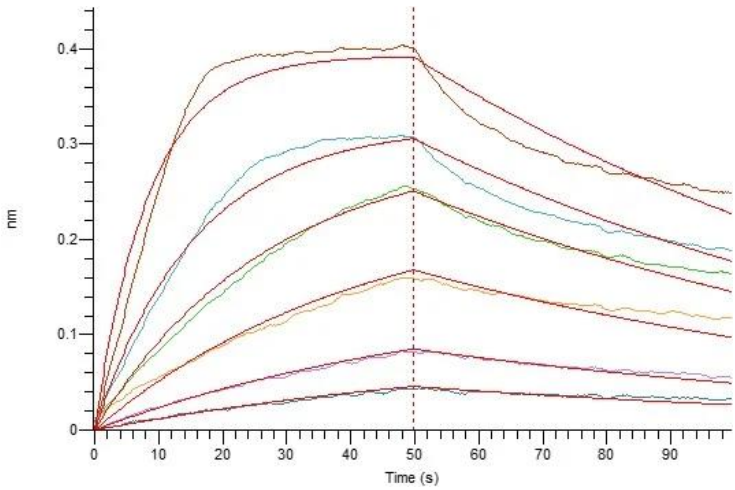

Loaded Human IL-2RA-Fc on Protein A Biosensor, can bind Human IL-2 Superkine with an affinity constant of 10.4 nM as determined in BLI assay.

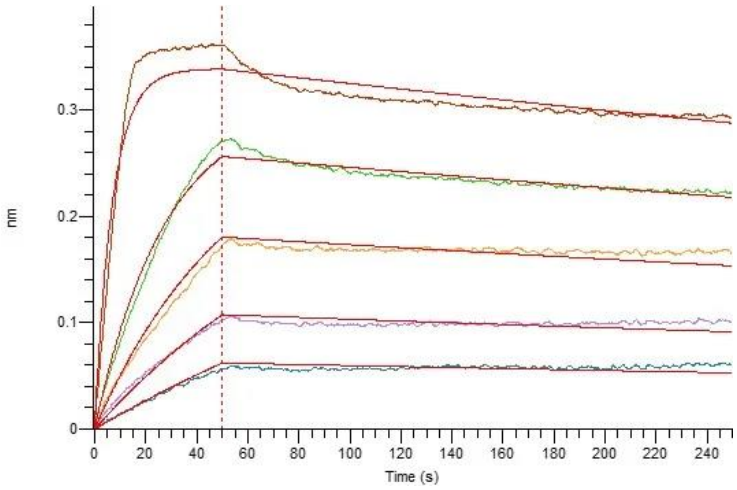

Loaded Human IL-2RB-Fc on Protein A Biosensor, can bind Human IL-2 Superkine with an affinity constant of 0.58 nM as determined in BLI assay.

注意事项（Note）

For Research Use Only , Not for Diagnostic Use.