Recombinant Human Nectin-4 (C-Fc)

Catalog#:PHH2142

概述（Summary）

别称（Alternative Names）	PVRL4; Nectin-4; Ig superfamily receptor LNIR; Poliovirus receptor-related protein 4; PRR4; LNIR
纯度（Purity）	Greater than 95% as determined by reducing SDS-PAGE
内毒素（Endotoxin level）	<1 EU/μg as determined by LAL test.
蛋白构建（Construction）	【Gly32-Val351】-Fc
Accession #	Q96NY8
表达宿主（Host）	HEK293
种属（Species）	Human
预测分子量（Predicted MW）	61.2 kDa
制剂（Form）	Lyophilized from a 0.2 μm filtered solution of 20mM PB, 150mM NaCl, pH 7.4.
运输方式（Shipping）	The product is shipped with ice bag. Upon receipt, store it immediately at the temperature listed below.
稳定性&储存（Stability &Storage）	12 months at -20°C to -80°C in lyophilized state.6 months at -20°C to -80°C under sterile conditions after reconstitution.7-10 days at 2°C to 8°C under sterile conditions after reconstitution.Please minimize freeze-thaw cycles.
复溶（Reconstitution）	Always centrifuge tubes before opening. Do not mix by vortex or pipetting. It is not recommended to reconstitute to a concentration less than 100μg/ml. Dissolve the lyophilized protein in distilled water. Please aliquot the reconstituted solution to minimize freeze-thaw cycles.

电泳图（SDS-PAGE image）

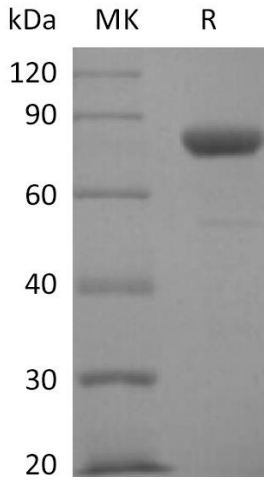

Greater than 95% as determined by reducing SDS-PAGE.

活性图（Bioactivity image）

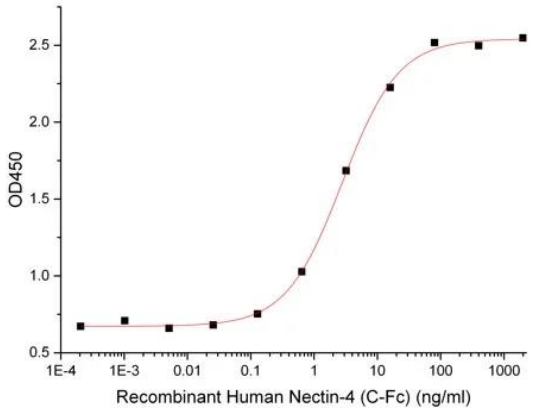

Immobilized Anti-Human Nectin-4 mAb-mFc at 2μg/ml (100 μl/well) can bind Human Nectin-4-Fc. The ED50 of Human Nectin-4-Fc is 2.79 ng/ml. (Regularly tested)

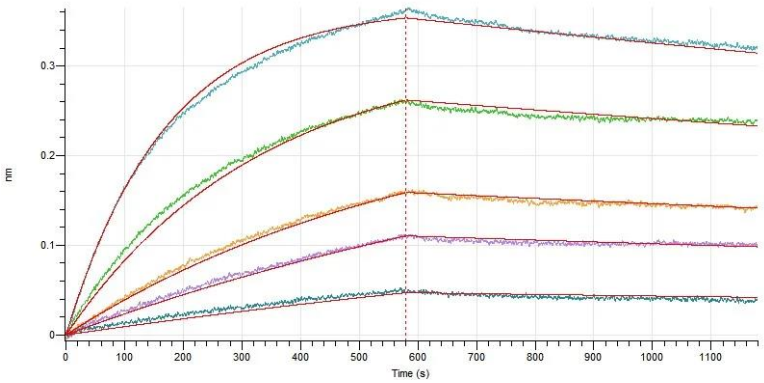

Loaded Anti-Human Nectin-4 mAb-mFc on AMQ Biosensor, can bind Human Nectin-4-Fc with an affinity constant of 0.86 nM as determined in BLI assay.

注意事项（Note）

For Research Use Only , Not for Diagnostic Use.