Recombinant Human TPBG (C-mFc)

Catalog#:PHH2156

概述（Summary）

别称（Alternative Names）	5T4 Protein; 5T4AG Protein; M6P1 Protein; WAIF1 Protein; TPBG
纯度（Purity）	Greater than 95% as determined by reducing SDS-PAGE
内毒素（Endotoxin level）	<1 EU/μg as determined by LAL test.
蛋白构建（Construction）	【Ser32-Ser355】-mFc
Accession #	Q13641
表达宿主（Host）	HEK293
种属（Species）	Human
预测分子量（Predicted MW）	61.7 kDa
制剂（Form）	Lyophilized from a 0.2 μm filtered solution of PBS, pH 7.4.
运输方式（Shipping）	The product is shipped with ice bag. Upon receipt, store it immediately at the temperature listed below.
稳定性&储存（Stability &Storage）	12 months at -20°C to -80°C in lyophilized state.6 months at -20°C to -80°C under sterile conditions after reconstitution.7-10 days at 2°C to 8°C under sterile conditions after reconstitution.Please minimize freeze-thaw cycles.
复溶（Reconstitution）	Always centrifuge tubes before opening. Do not mix by vortex or pipetting. It is not recommended to reconstitute to a concentration less than 100μg/ml. Dissolve the lyophilized protein in distilled water. Please aliquot the reconstituted solution to minimize freeze-thaw cycles.

电泳图（SDS-PAGE image）

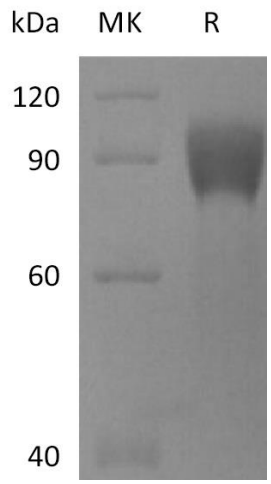

Greater than 95% as determined by reducing SDS-PAGE.

活性图（Bioactivity image）

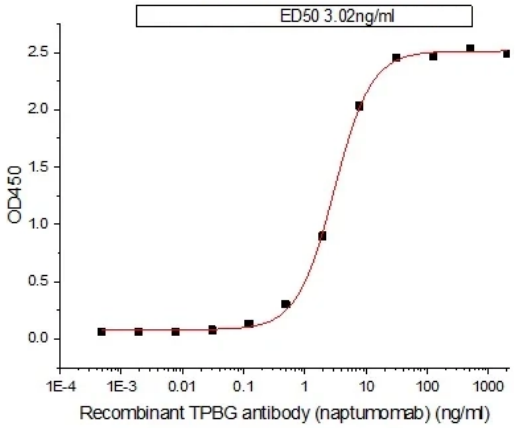

Immobilized Human TPBG (C-mFc) at 2 μg/ml (100 μl/well) can bind Human TPBG Antibody (5G9) (Human IgG1). The ED50 of Human TPBG Antibody (5G9) (Human IgG1) is 3.02 ng/ml. (Regularly tested)

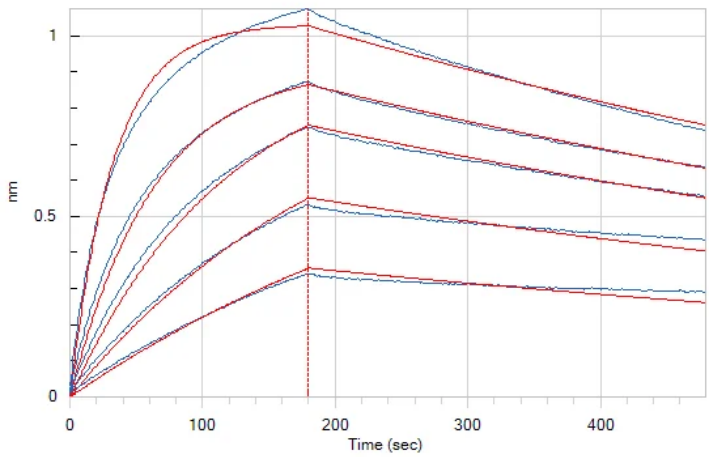

Loaded Human TPBG Antibody (5G9) (Human IgG1) on Protein-A Biosensor, can bind Human TPBG (C-mFc) with an affinity constant of 8.75 nM as determined in BLI assay. (Regularly tested)

注意事项（Note）

For Research Use Only , Not for Diagnostic Use.