Recombinant Human GUCY2C (C-6His)

Catalog#:PHH2399

概述（Summary）

别称（Alternative Names）	Heat-stable enterotoxin receptor; GUCY2C; STA receptor; hSTAR; Guanylyl cyclase C; GC-C; Intestinal guanylate cyclase; GUC2C; STAR
纯度（Purity）	Greater than 95% as determined by reducing SDS-PAGE
内毒素（Endotoxin level）	<1 EU/μg as determined by LAL test.
蛋白构建（Construction）	【Ser24-Gln430】-6His
Accession #	P25092
表达宿主（Host）	HEK293
种属（Species）	Human
预测分子量（Predicted MW）	46.8 kDa
制剂（Form）	Lyophilized from a 0.2 μm filtered solution of PBS, pH 7.4.
运输方式（Shipping）	The product is shipped with ice bag. Upon receipt, store it immediately at the temperature listed below.
稳定性&储存（Stability &Storage）	12 months at -20°C to -80°C in lyophilized state.6 months at -20°C to -80°C under sterile conditions after reconstitution.7-10 days at 2°C to 8°C under sterile conditions after reconstitution.Please minimize freeze-thaw cycles.
复溶（Reconstitution）	Always centrifuge tubes before opening. Do not mix by vortex or pipetting. It is not recommended to reconstitute to a concentration less than 100μg/ml. Dissolve the lyophilized protein in distilled water. Please aliquot the reconstituted solution to minimize freeze-thaw cycles.

电泳图（SDS-PAGE image）

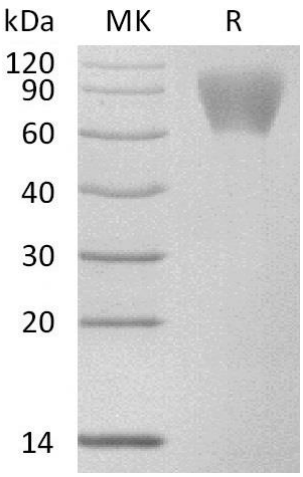

Greater than 95% as determined by reducing SDS-PAGE.

活性图（Bioactivity image）

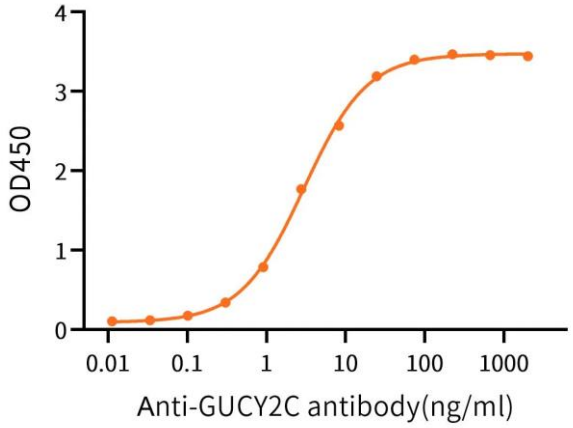

Immobilized Human GUCY2C (C-6His) at 2μg/ml (100 μl/well) can bind Anti-GUCY2C antibody. The ED50 of Anti-GUCY2C antibody is 2.98 ng/ml. (Regularly tested)

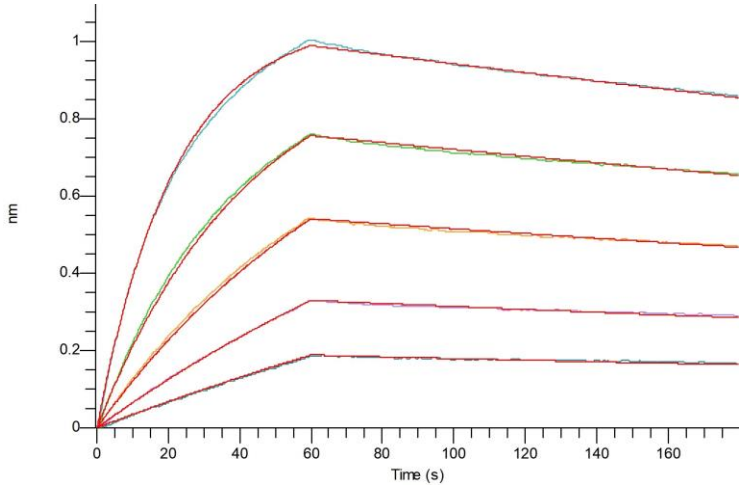

Loaded anti-GUCY2C antibody on Pro-A Biosensor, can bind Human GUCY2C (C-6His) with an affinity constant of 6.86 nM as determined in BLI assay. (Regularly tested)

注意事项（Note）

For Research Use Only , Not for Diagnostic Use.