Recombinant Mouse CD16(C-6His)

Catalog#:PHM0630

概述（Summary）

别称（Alternative Names）	Low affinity immunoglobulin gamma Fc region receptor III; Fcgr3; Fc gamma Receptor III; CD-antigen 16; CD16; FcRIII; IgG Fc receptor III
纯度（Purity）	Greater than 95% as determined by reducing SDS-PAGE
内毒素（Endotoxin level）	<1 EU/μg as determined by LAL test.
蛋白构建（Construction）	【Ala31-Thr215】-6His
Accession #	P08508
表达宿主（Host）	HEK293
种属（Species）	Mouse
预测分子量（Predicted MW）	22 kDa
制剂（Form）	Lyophilized from a 0.2 μm filtered solution of 20 mM PB, 10% Sucrose, 8% Mannitol, 0.05% Tween 80, pH 7.0.
运输方式（Shipping）	The product is shipped with ice bag. Upon receipt, store it immediately at the temperature listed below.
稳定性&储存（Stability &Storage）	12 months at -20°C to -80°C in lyophilized state.6 months at -20°C to -80°C under sterile conditions after reconstitution.7-10 days at 2°C to 8°C under sterile conditions after reconstitution.Please minimize freeze-thaw cycles.
复溶（Reconstitution）	Always centrifuge tubes before opening. Do not mix by vortex or pipetting. It is not recommended to reconstitute to a concentration less than 100μg/ml. Dissolve the lyophilized protein in distilled water. Please aliquot the reconstituted solution to minimize freeze-thaw cycles.

电泳图（SDS-PAGE image）

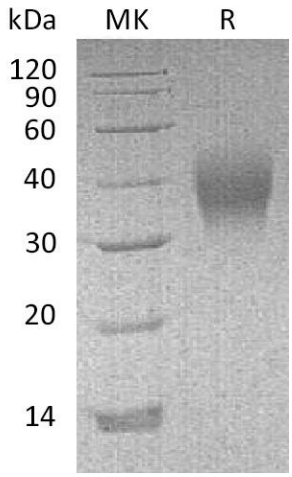

Greater than 95% as determined by reducing SDS-PAGE.

活性图（Bioactivity image）

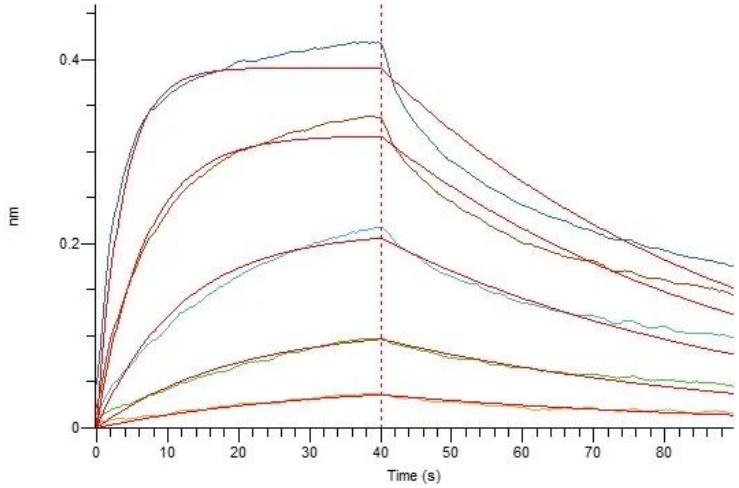

Loaded Anti-Human CD28 mAb on Protein A Biosensor, can bind Mouse CD16-His with an affinity constant of 0.22 uM as determined in BLI assay.

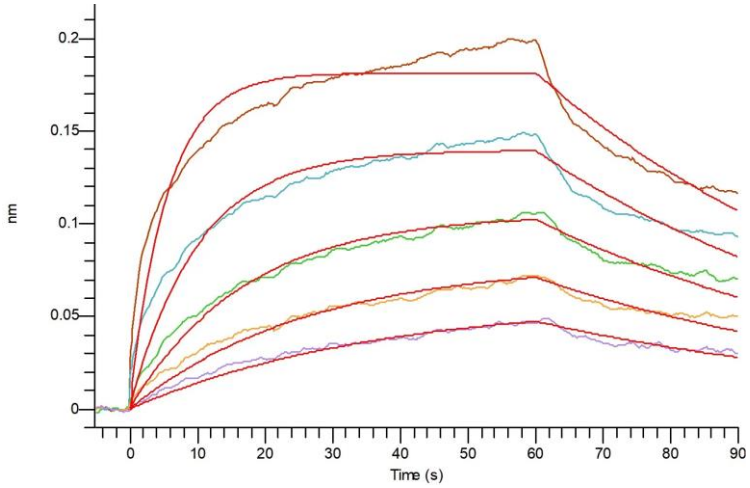

Loaded Recombinant Mouse IgG2a Fc on AMC Biosensor, can bind Recombinant Mouse CD16 (C-6His) with an affinity constant of 0.16 uM as determined in BLI assay. (Regularly tested)

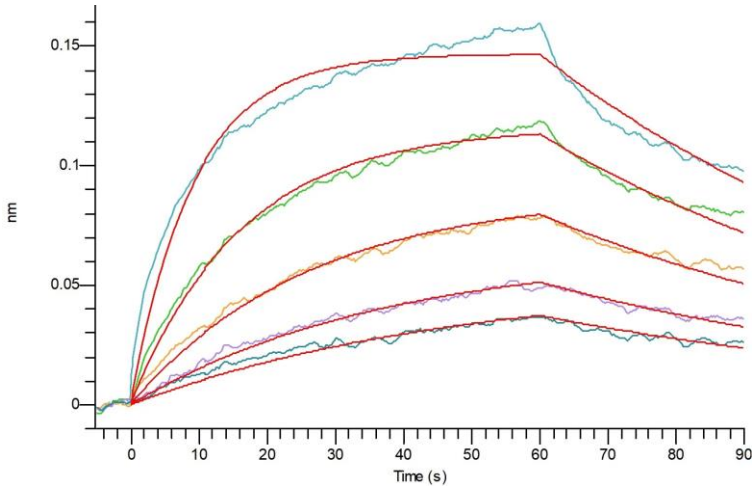

Loaded Recombinant Mouse IgG2b Fc on AMC Biosensor, can bind Recombinant Mouse CD16 (C-6His) with an affinity constant of 0.121 uM as determined in BLI assay. (Regularly tested)

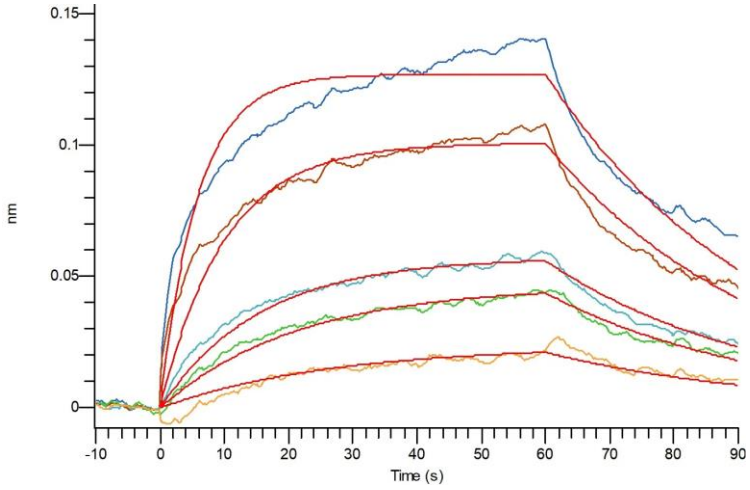

Loaded Recombinant Mouse IgG3 Fc on AMC Biosensor, can bind Recombinant Mouse CD16 (C-6His) with an affinity constant of 0.62 uM as determined in BLI assay. (Regularly tested)

注意事项（Note）

For Research Use Only , Not for Diagnostic Use.