Recombinant Mouse NKG2D (N-Fc)

Catalog#:PHM2134

概述（Summary）

别称（Alternative Names）	CD314; KLRK1;CD314 antigen;Killer cell lectin-like receptor subfamily K member 1; killer cell lectin-like receptor subfamily K; member 1; KLR; NK cell receptor D; NKG2-D; NKG2-D type II integral membrane protein; NKG2-D-activating NK receptor
纯度（Purity）	Greater than 95% as determined by reducing SDS-PAGE
内毒素（Endotoxin level）	<1 EU/μg as determined by LAL test.
蛋白构建（Construction）	Fc-【Phe94-Val232】
Accession #	O54709
表达宿主（Host）	HEK293
种属（Species）	Mouse
预测分子量（Predicted MW）	42.2 kDa
制剂（Form）	Lyophilized from a 0.2 μm filtered solution of PBS, pH 7.4.
运输方式（Shipping）	The product is shipped with ice bag. Upon receipt, store it immediately at the temperature listed below.
稳定性&储存（Stability &Storage）	12 months at -20°C to -80°C in lyophilized state.6 months at -20°C to -80°C under sterile conditions after reconstitution.7-10 days at 2°C to 8°C under sterile conditions after reconstitution.Please minimize freeze-thaw cycles.
复溶（Reconstitution）	Always centrifuge tubes before opening. Do not mix by vortex or pipetting. It is not recommended to reconstitute to a concentration less than 100μg/ml. Dissolve the lyophilized protein in distilled water. Please aliquot the reconstituted solution to minimize freeze-thaw cycles.

电泳图（SDS-PAGE image）

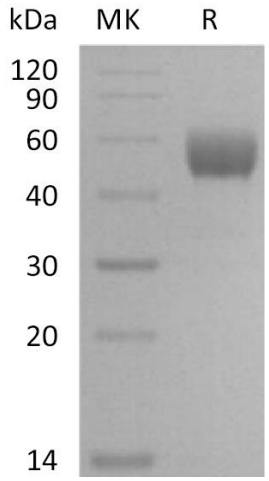

Greater than 95% as determined by reducing SDS-PAGE.

活性图（Bioactivity image）

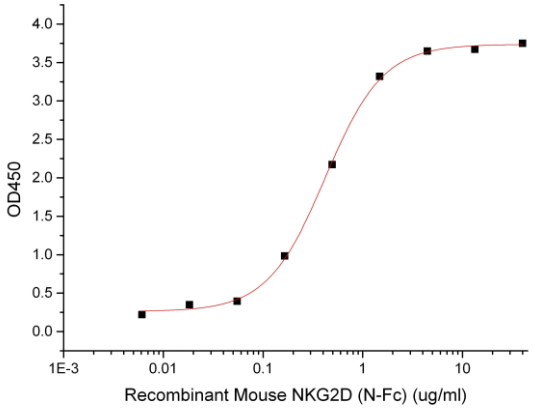

Immobilized Human MICA-Fcat 10μg/ml (100 μl/well)can bind Mouse NKG2D-Fc**Biotinylated by NHS-biotin prior to testing.

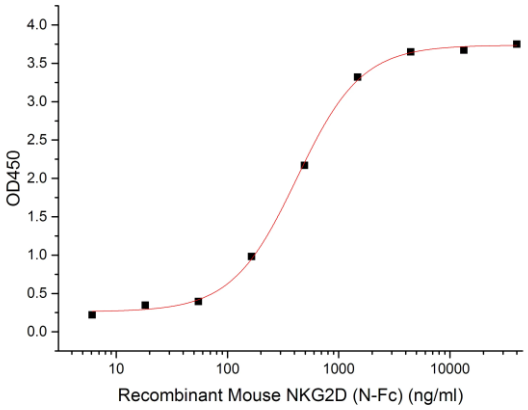

Immobilized Anti-Human NKG2D mAb at 2μg/ml (100 μl/well)can bind Mouse NKG2D-Fc.The ED50 of Mouse NKG2D-Fc is 0.42ug/ml.

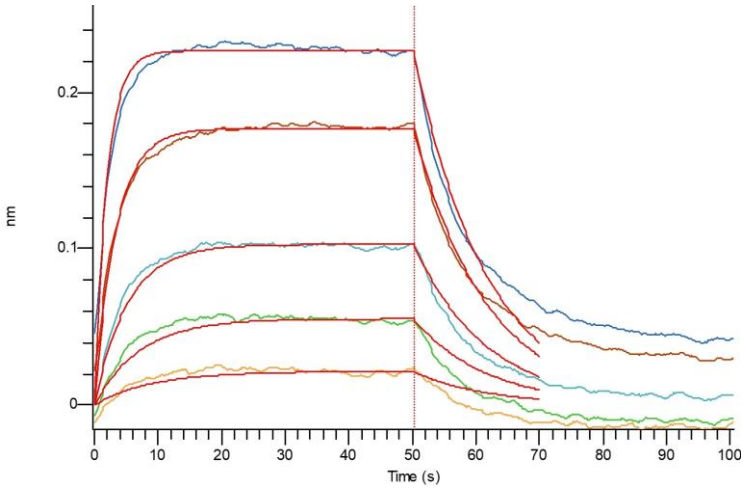

Loaded Mouse NKG2D-Fc on Protein A Biosensor, can bind Human MICA-His with an affinity constant of 0.42 uM as determined in BLI assay. (Regularly tested)

注意事项（Note）

For Research Use Only , Not for Diagnostic Use.