Recombinant Cynomolgus PD-L1 (C-6His)

Catalog#:PHV1895

概述（Summary）

别称（Alternative Names）	B7-H; B7H1; B7-H1; B7H1PDCD1L1; CD274 antigenMGC142294; CD274 molecule; CD274; PDCD1L1; PDCD1LG1; PDL1; PD-L1; PD-L1B7 homolog 1; PDL1PDCD1 ligand 1; programmed cell death 1 ligand 1; Programmed death ligand 1
纯度（Purity）	Greater than 95% as determined by reducing SDS-PAGE
内毒素（Endotoxin level）	<1 EU/μg as determined by LAL test.
蛋白构建（Construction）	【Phe19-Thr239】-6His
Accession #	G7PSE7
表达宿主（Host）	HEK293
种属（Species）	Cynomolgus
预测分子量（Predicted MW）	27.1 kDa
制剂（Form）	Lyophilized from a 0.2 μm filtered solution of PBS, pH 7.4.
运输方式（Shipping）	The product is shipped with ice bag. Upon receipt, store it immediately at the temperature listed below.
稳定性&储存（Stability &Storage）	12 months at -20°C to -80°C in lyophilized state.6 months at -20°C to -80°C under sterile conditions after reconstitution.7-10 days at 2°C to 8°C under sterile conditions after reconstitution.Please minimize freeze-thaw cycles.
复溶（Reconstitution）	Always centrifuge tubes before opening. Do not mix by vortex or pipetting. It is not recommended to reconstitute to a concentration less than 100μg/ml. Dissolve the lyophilized protein in distilled water. Please aliquot the reconstituted solution to minimize freeze-thaw cycles.

电泳图（SDS-PAGE image）

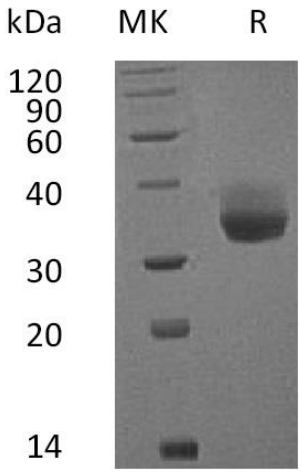

Greater than 95% as determined by reducing SDS-PAGE.

活性图（Bioactivity image）

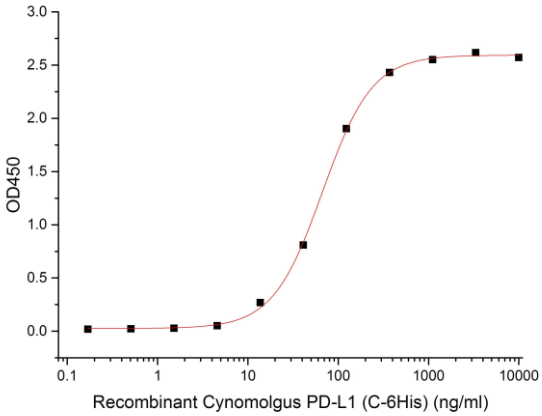

Immobilized Anti-Human PDL1 mAb-Fc at 2μg/ml (100 μl/well)can bind Cynomolgus PD-L1-His.The ED50 of Cynomolgus PD-L1-His is 67.12 ng/ml.

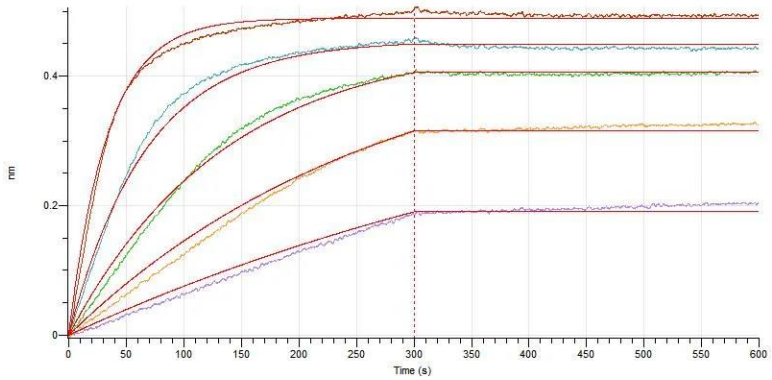

Loaded Cynomolgus PD-L1-His on HIS1K Biosensor, can bind Anti-Human PDL1 mAb-Fc with an affinity constant of <10^-3 nM as determined in BLI assay. (Regularly tested)

注意事项（Note）

For Research Use Only , Not for Diagnostic Use.