Recombinant Human/Cynomolgus CD28 (N-6His)

Catalog#:PHV2077

概述（Summary）

别称（Alternative Names）	CD28; CD28 antigen; CD28 molecule; T-cell-specific surface glycoprotein CD28; Tp44; TP44
纯度（Purity）	Greater than 95% as determined by reducing SDS-PAGE
内毒素（Endotoxin level）	<1 EU/μg as determined by LAL test.
蛋白构建（Construction）	6His-【Asn19-Pro152】
Accession #	P10747
表达宿主（Host）	HEK293
种属（Species）	Human/Cynomolgus
预测分子量（Predicted MW）	16.7 kDa
制剂（Form）	Lyophilized from a 0.2 μm filtered solution of 20mM Tris-HCl, 150mM NaCl, pH 8.0.
运输方式（Shipping）	The product is shipped with ice bag. Upon receipt, store it immediately at the temperature listed below.
稳定性&储存（Stability &Storage）	12 months at -20°C to -80°C in lyophilized state.6 months at -20°C to -80°C under sterile conditions after reconstitution.7-10 days at 2°C to 8°C under sterile conditions after reconstitution.Please minimize freeze-thaw cycles.
复溶（Reconstitution）	Always centrifuge tubes before opening. Do not mix by vortex or pipetting. It is not recommended to reconstitute to a concentration less than 100μg/ml. Dissolve the lyophilized protein in distilled water. Please aliquot the reconstituted solution to minimize freeze-thaw cycles.

电泳图（SDS-PAGE image）

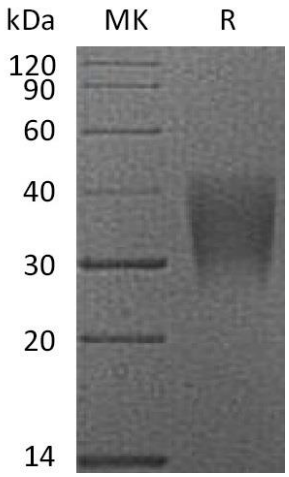

Greater than 95% as determined by reducing SDS-PAGE.

活性图（Bioactivity image）

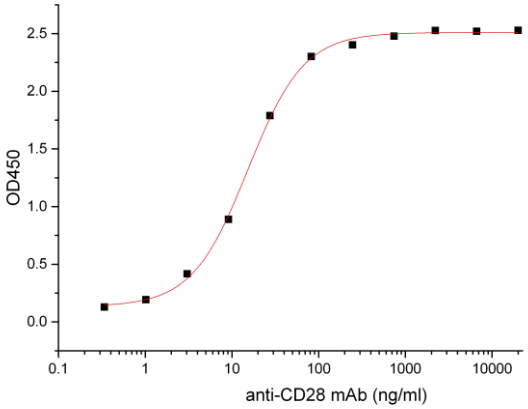

Immobilized Human/Cynomolgus CD28-His at 2μg/ml (100 μl/well) can bind Anti-CD28 mAb The ED50 of Anti-CD28 mAb is 15.3 ng/ml. (Regularly tested)

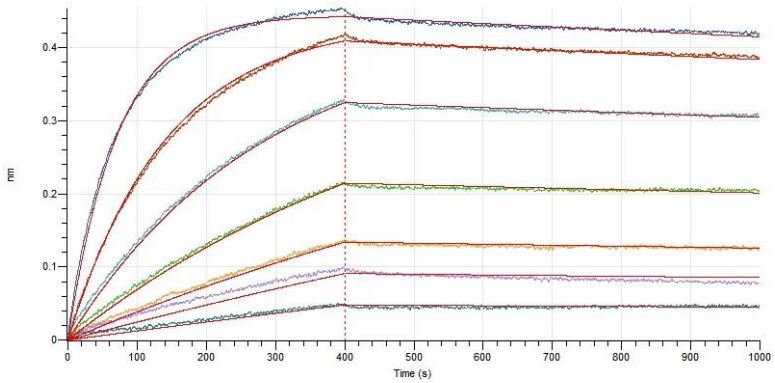

Loaded Anti-Human CD28 mAb-Fc on Protein A Biosensor, can bind Human/Cynomolgus CD28-His with an affinity constant of 0.77 nM as determined in BLI assay.

注意事项（Note）

For Research Use Only , Not for Diagnostic Use.