Active Monocyte Chemotactic Protein 4 (MCP4)

Catalog#:PPH12278

概述（Summary）

别称（Alternative Names）	CCL13; SCYA13; NCC1; SCYL1; CKb10; Chemokine C-C-Motif Ligand 13; Small Inducible Cytokine Subfamily A(Cys-Cys)Member 13; CK-beta-10; Monocyte chemoattractant 4
纯度（Purity）	Greater than 95% as determined by reducing SDS-PAGE.
内毒素（Endotoxin level）	Please contact with the lab for this information
蛋白构建（Construction）	【Phe17-Thr98】
Accession #	Q99616
表达宿主（Host）	Yeast
种属（Species）	Homo sapiens (Human)
预测分子量（Predicted MW）	10.7 kDa
制剂（Form）	Lyophilized from a 0.2 μm filtered solution of 20mM Tris, 150mM NaCl, pH8.0, containing 1mM EDTA, 1mM DTT, 0.01% SKL, 5% Trehalose and Proclin300.
运输方式（Shipping）	The product is shipped with ice bag. Upon receipt, store it immediately at the temperature listed below.
稳定性&储存（Stability &Storage）	12 months at -20°C to -80°C in lyophilized state.6 months at -20°C to -80°C under sterile conditions after reconstitution.7-10 days at 2°C to 8°C under sterile conditions after reconstitution.Please minimize freeze-thaw cycles.
复溶（Reconstitution）	Reconstitute in 20mM Tris, 150mM NaCl (PH8.0) to a concentration of 0.1-1.0 mg/mL. Do not vortex.
背景介绍（References）	Chemotactic factor that attracts monocytes, lymphocytes, basophils and eosinophils, but not neutrophils. Signals through CCR2B and CCR3 receptors. Plays a role in the accumulation of leukocytes at both sides of allergic and non-allergic inflammation. May be involved in the recruitment of monocytes into the arterial wall during the disease process of atherosclerosis. May play a role in the monocyte attraction in tissues chronically exposed to exogenous pathogens.

电泳图（SDS-PAGE image）



Greater than 95% as determined by reducing SDS-PAGE.

活性图（Bioactivity image）

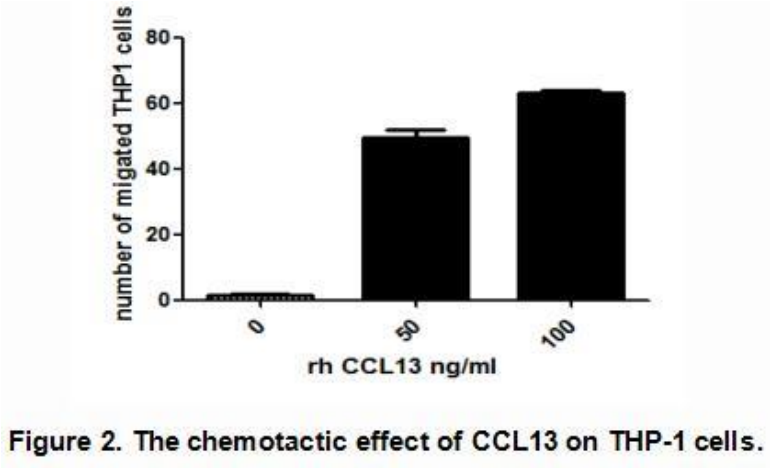

Figure 2. The chemotactic effect of CCL13 on THP-1 cells.

CCL13 (C-C motif chemokine 13) is a chemotactic factor that attracts monocytes, lymphocytes, basophils and eosinophils, which belongs to the CC chemokine subfamily. It has been reported that CCL13 can induce chemotactic migration of THP-1 cells. Therefore, chemotaxis assay used 24-well microchemotaxis system was undertaken to detect the chemotactic effect of CCL13 on the human monocytic cell line THP-1. Briefly, THP-1 cells were seeded into the upper chambers (100μL cell suspension, 106 cells/mL in RPMI 1640 with 0.5% FBS) and CCL13 (50ng/mL and 100ng/mL diluted separately in serum free RPMI 1640) was added in lower chamber with a polycarbonate filter (8μm pore size) used to separate the two compartments. After incubation at 37oC with 5% CO2 for 3h, the filter was removed, then cells in low chamber were observed by inverted microscope at low magnification (×100) and the number of migrated cells were counted at high magnification (×400) randomly (five fields for each filter). Result: CCL13 is able to induce migration of THP-1 cells. The migrated THP-1 cells in low chamber at low magnification (×100) were shown in Figure 1. Five fields of each chamber were randomly chosen to count the migrated cells at high magnification (×400) and the statistical data was shown in Figure 2.

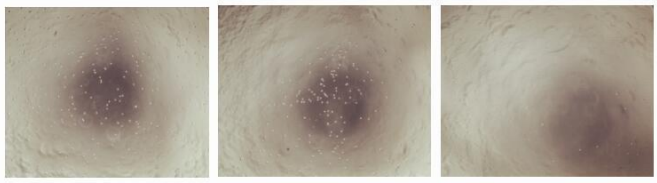

A B C

Figure 1. The chemotactic effect of CCL13 on THP-1 cells.

(A) THP-1 cells were seeded into the upper chambers and 50ng/mL CCL13 was added in lower chamber, then cells in lower chamber were observed at low magnification (×100) after incubation for 3h;

(B) THP-1 cells were seeded into the upper chambers and 100ng/mL CCL13 was added in lower chamber, then cells in lower chamber were observed at low magnification (×100) after incubation for 3h;

(C) THP-1 cells were seeded into the upper chambers and serum free RPMI 1640 without CCL13 was added in lower chamber, then cells in lower chamber were observed at low magnification (×100) after incubation for 3h.

注意事项（Note）

For Research Use Only , Not for Diagnostic Use.